

Visitor Accommodation Monitor June 2017

City of Sydney
Town Hall House
456 Kent Street
Sydney NSW
2000



Sydney2030/Green/Global/Connected

city of villages



Introduction

The City of Sydney¹ recognises the availability of visitor accommodation is important to the success of the local and national economies. Over 14 million domestic and international overnight visitors stay in our city annually for a range of purposes including leisure, education or carrying out business².

The City of Sydney's Community Strategic Plan (Sustainable Sydney 2030 or SS2030) sets the framework for the future of the city. There are a number of targets the City has set to reach the vision of where the community wants the city to be in 2030.

SS2030 Strategic Direction 1 – A globally competitive and innovative city is a core component of the vision where the City will strive to strengthen globally competitive clusters and networks, develop innovative capacity and enhance business competitiveness. Tourism and accommodation is recognised as one of the key sectors which will continue to play a major role in the city's economy as it primes itself as being a premier destination on both the local and international scale. Objective 1.4 states

Sydney's tourism infrastructure, assets and brand contribute to its role as a global visitor destination.

This objective recognises the delivery of key tourism infrastructure such as projects designed to improve the city's public spaces making them attractive and accessible to visitors and enhancing our profile as a global visitor destination.

Urban planning is one of the City's core responsibilities. In association with the NSW Government, the City creates the framework for how the city develops so we have the space and infrastructure we need for our residents, workers, businesses and visitors. Recognising this core role, the City has a significant level of influence in the timely and targeted delivery of tourism infrastructure and accommodation as demonstrated through the statutory planning framework.

In most cases, the City is the determining authority for development applications for visitor accommodation which includes hotels, serviced apartments, backpackers accommodation and hosted accommodation (such as bed and breakfast establishments). The City can also influence the supply of visitor accommodation through advocacy to encourage a diverse sector, including more 3 star hotels to fulfil demand, and reviewing existing planning controls as well as investigating opportunities to encourage development of these hotels in Central Sydney through potential reductions of development contributions.

In 2014, the City adopted its Tourism Action Plan which presents actions to support the visitor economy. One of the key actions set out in the plan is:

Continue monitoring supply and demand and engaging with industry.

The Visitor Accommodation Monitor addresses this action by providing a comprehensive overview of pipeline activity as at 30 June year end as well as a snapshot of total visitor accommodation stock by establishment type including hotels, serviced apartments and backpackers in the city and geographic variation by small area.

¹ The City of Sydney as an organisation is abbreviated to the "City" and the local government area is abbreviated to the "city".

² Tourism Research Australia International and National Visitor Surveys (IVS and NVS), year ending June 2017

Report objectives

The purpose of this report is to provide a comprehensive summary of visitor accommodation development activity and stock across the City of Sydney local government area (LGA) as at 30 June 2017. Information on visitor accommodation projects is mapped, tabulated, graphed and described based on the status of developments at the end of the reporting period.

Developments are grouped by the following categories:

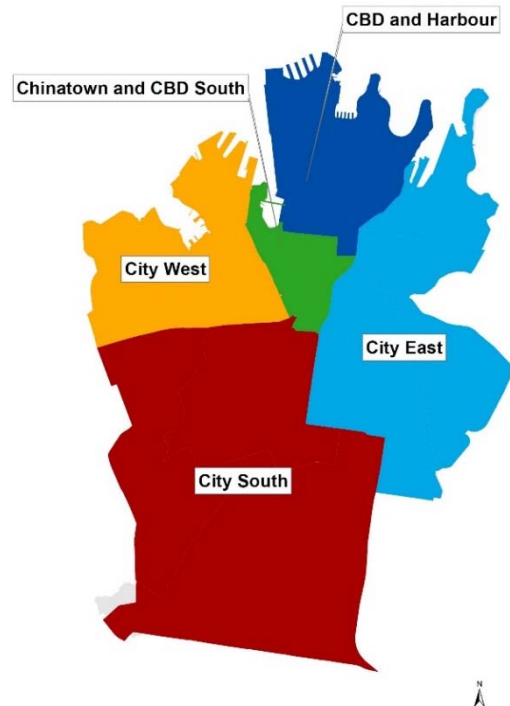
- **Completed** –developments that have completed construction within five years of the report date.
- **Commenced** –developments that are currently under construction but have yet to be completed at the report date.
- **Approved** –developments that have been approved by relevant authorities but have yet to commence at the report date.
- **Lodged** – developments that have been submitted for approval but have not yet been approved by the relevant authority at the report date.

The number of rooms in hotels and serviced apartments as well as the number of beds in backpacker establishments are also reported for developments in the pipeline³ and recently completed developments are mapped for the following areas:

City West: Glebe Point Road, Harris Street

City South: Green Square and City South, King Street, Redfern Street

City East: Macleay Street and Woolloomooloo, Oxford Street, Crown and Baptist Streets



Please note the tables and maps for existing accommodation show only those establishments with a capacity of 20+ rooms/units/beds. Visitor accommodation captured in this report also meet the following criteria:

- Any new visitor accommodation establishment contributing to total accommodation stock
- Any existing visitor accommodation establishment contributing to total accommodation stock (for example, net addition of rooms or beds due to change of use, conversion or alteration / addition)

In some instances, DAs have been reported for those existing hotels undergoing major refurbishments which result in loss of rooms. These will be shown as negative figures in the tables and total stock numbers will be adjusted once these developments have been completed. The following abbreviations have been used in the reported tables:

VA type	Visitor Accommodation type ⁴	DA type	Development type
BP	Backpackers (share rooms)	A	Alteration or addition
HT	Hotel (including private hotels, clubs, B&B)	AR	Adaptive reuse
PB	Pub based hotel accommodation	C	Conversion or change of use
SA	Serviced apartments	NB	New build
		R	Refurbishment

E – represents existing visitor accommodation (e.g. E-HT represents existing hotel)

N – represents new visitor accommodation (e.g. N-HT represents new hotel)

³ Captured under the # column in the reported tables

⁴ Welfare and institutional based accommodation is excluded from reporting

Summary of existing visitor accommodation stock , June 2017

At 30 June 2017, there were an estimated 20,027 hotel rooms and 715 pub accommodation rooms located in the City of Sydney LGA. In addition, there were 5,517 serviced apartments and 7,714 backpacker beds.

Over half (51%) of hotel rooms were located in CBD and Harbour whilst a quarter of hotel rooms were located in Chinatown and CBD South (25%). At 30 June 2017, Chinatown and CBD South had the highest number of serviced apartments representing 36% of all serviced apartment units in the City of Sydney LGA. Chinatown and CBD South also had the highest number of backpacker beds (3,187) followed by Macleay Street and Woolloomooloo (2,098), accounting for 41% and 27% of all backpacker beds in the LGA respectively.

Each village area offers diverse visitor accommodation options catering from budget to world class five star hotel establishments. CBD and Harbour and Chinatown and CBD South attracts a significant share of the city's larger 4-5 star hotel establishments with room capacities exceeding 200+ rooms.

EXISTING VISITOR ACCOMMODATION STOCK BY VILLAGE AREA

Village area	Hotel rooms ⁵	Pub rooms	Serviced apartments (units)	Backpackers (beds)
CBD and Harbour	10,227	177	1,538	927
Chinatown and CBD South	4,992	57	2,025	3,187
Crown and Baptist Streets	673	115	115	603
Glebe Point Road	241	22	47	321
Green Square and City South	100	35	501	0
Harris Street	647	34	701	8
King Street	149	39	55	90
Macleay Street & Woolloomooloo	1,489	25	433	2,098
Oxford Street	787	66	0	248
Redfern Street	722	145	102	232
Total capacity at 30 June 2017	20,027	715	5,517	7,714

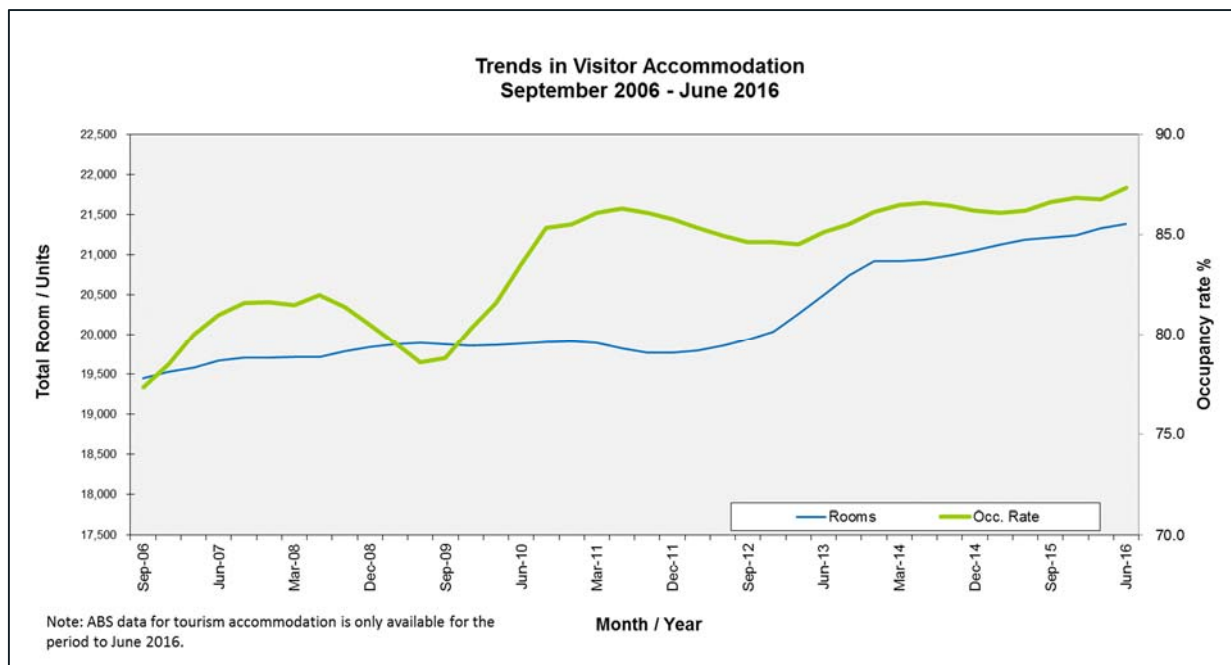
⁵ Includes rooms captured in private hotels, motels, member based hotels, guest houses, bed and breakfasts and licensed clubs offering accommodation

Visitor accommodation trends – ABS and TRA collections

During the 2016/17 financial year, 5.37 million international and domestic overnight visitors stayed in commercial accommodation located in the City of Sydney⁶ LGA. Collectively, this represented over 27.85 million guest nights associated with international and domestic overnight visitors staying in commercial accommodation. Over a ten year period to 2016/17, the number of international and domestic overnight visitors staying in commercial accommodation has increased by 17.4% (from 4.6 to 5.37 million) or over half a million visitors⁷. The number of guest nights increased by just over 14% over the same period.

The chart below shows the occupancy rate as well as room stock figures presented as rolling annual averages derived from the ABS Tourist Accommodation Cat No. 8635.0 release. Data from this ABS collection is no longer provided at an LGA level therefore an estimate is shown based on numbers aggregated for the following eleven statistical area 2 (SA2) regions from June 2013 onwards: Sydney-Haymarket-The Rocks; Darlinghurst; Erskineville – Alexandria; Glebe – Forest Lodge; Newtown – Camperdown – Darlington; Potts Point; Pyrmont – Ultimo; Redfern – Chippendale; Surry Hills, Waterloo – Beaconsfield; and Paddington – Moore Park.

Data for the ABS Tourist Accommodation Cat No. 8635.0 is only available for the period to June 2016:



The occupancy rate for the City of Sydney LGA has consistently been over 80.0% since December 2009. In June 2016, the annual occupancy rate for the LGA peaked to 87.3% and since December 2013 occupancy rates have consistently ranged above 86.0%. As at June 2016, total room stock in the City of Sydney LGA was 21,388 rooms/units based on a derived rolling annual average calculated from the ABS Tourist Accommodation release⁸. Whilst the numbers presented on the previous page provides our estimate of all visitor accommodation stock regardless of size of establishment in the City of Sydney LGA, the numbers derived from the ABS Tourist Accommodation release is based on the Survey of Tourist Accommodation (STA) for establishments with at least 15 rooms or units and includes hotels, motels, guest houses and serviced apartments. Between September 2007 and June 2016, the number of rooms/units in the City of Sydney LGA increased by 10 % or about 1,900+ rooms/units.

The total takings from accommodation as at June 2017 was estimated to be around \$1.66 billion for the City of Sydney LGA.

⁶ Visitor statistics from the ABS Tourist Accommodation (Cat No 8635.0) and TRA International and National Visitor Surveys (IVS / NVS) have been calculated by aggregating the eleven SA2 geographic areas falling wholly or partly within the City of Sydney local government area

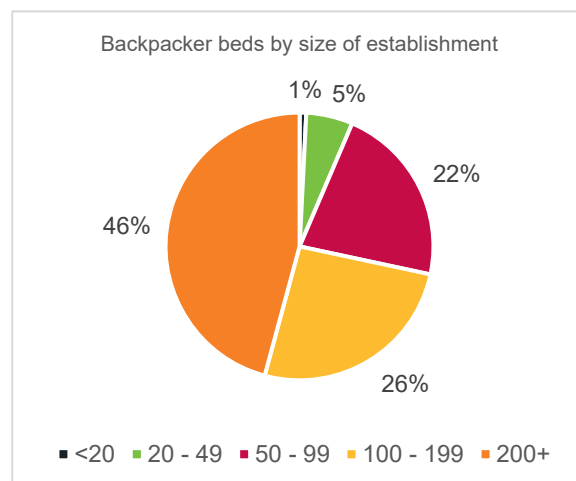
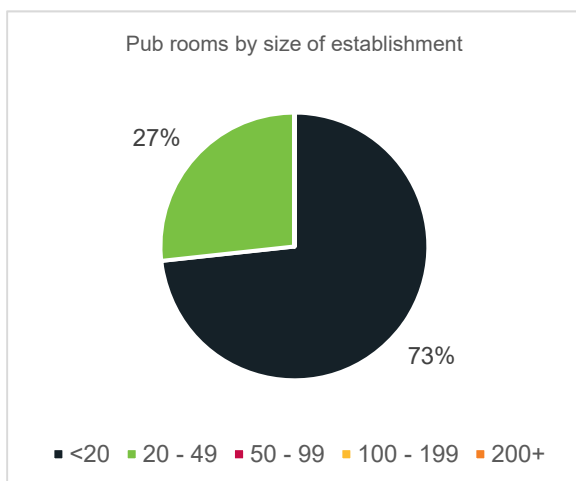
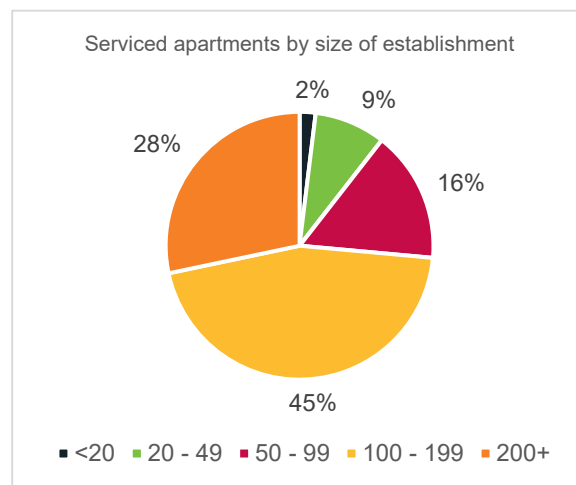
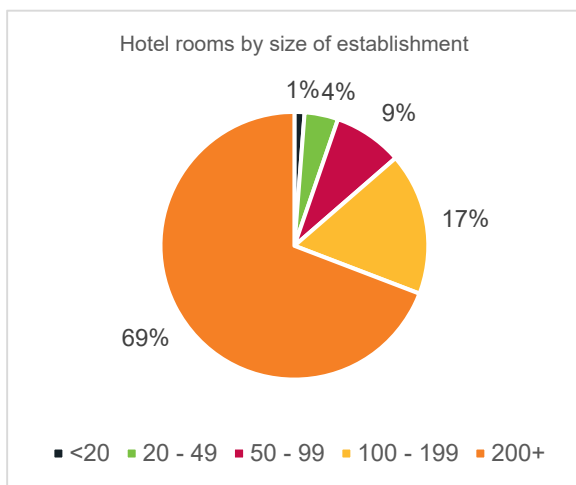
⁷ Tourism Research Australia IVS and NVS

⁸ Please note estimates were assumed for the SA2s of Pyrmont – Ultimo and Glebe – Forest Lodge between March 2013 – June 2014 inclusive when deriving total LGA stock figures from the ABS Tourist Accommodation (Cat No 8635.0) release

Visitor accommodation type by size of establishment

The charts below show the proportion of total rooms or units which are based in establishments across varying sizes: < 20 rooms; 20 – 49 rooms, 50 – 99 rooms; 100 – 199 rooms; 200 rooms and over (200+). At 30 June 2017, nearly 70% of total hotel rooms in the City of Sydney LGA were based in very large establishments that have 200+ rooms.

Around a fifth (17.2%) of total hotel rooms were based in establishments with 100 -199 rooms. In contrast, accommodation found in pubs are linked to smaller properties with 73.3% of total rooms are based in establishments offering less than 20 rooms on site. Serviced apartments are more widely distributed across properties of varying sizes with 15.9% of total apartments located in establishments accommodating between 50 – 99 units and 45.3% of total apartments in establishments accommodating between 100 – 199 units. Establishments accommodating 200+ beds had the largest share of the City’s backpacker beds representing 45.8% of all beds in the City of Sydney LGA.



CBD & Harbour existing accommodation, June 2017



▲ Backpackers
 ■ Hotel
 ★ Pub
 ● Serviced apartment



CBD & Harbour existing accommodation, June 2017

EXISTING ACCOMMODATION (20+ rooms/units/beds July 2012 to June 2017)

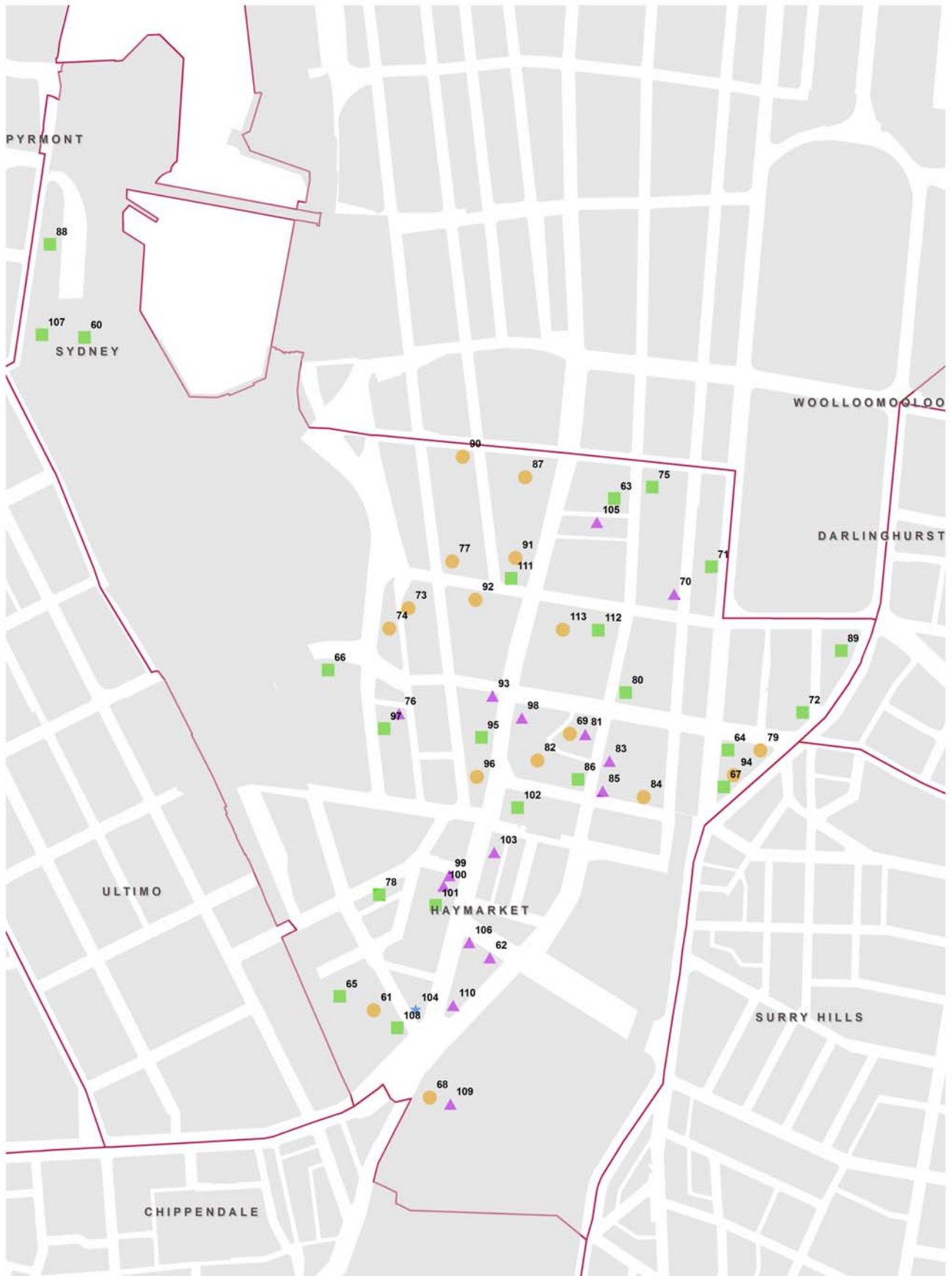
Map Ref.	Address	Name	Type	Capacity (rooms/beds/units)
1	1 Hosking Place, Sydney	MEDINA SERVICED APARTMENTS MARTIN PLACE	SA	20 - 49
2	1 Martin Place, Sydney	WESTIN HOTEL	HT	200+
3	11 Hickson Road, Dawes Point	PIER ONE SYDNEY HARBOUR	HT	100 - 199
4	110 Cumberland Street, The Rocks	SYDNEY HARBOUR YHA	BP	200+
5	111 Harrington Street, The Rocks	QUAY WEST SUITES	SA	100 - 199
6	11-19 Jamison Street, Sydney	AMORA HOTEL	HT	200+
7	115-119 Macquarie Street, Sydney	INTERCONTINENTAL HOTEL	HT	200+
8	121-185 Sussex Street, Sydney	FOUR POINTS BY SHERATON	HT	200+
9	12-20 Shelley Street, Sydney	HOTEL IBIS	HT	50 - 99
10	132-136 Sussex Street, Sydney	METRO SERVICED APARTMENTS	SA	20 - 49
11	135-137C Elizabeth Street, Sydney	THE QUEENS CLUB LIMITED	HT	20 - 49
12	143 George Street, The Rocks	RUSSELL HOTEL	Pub	20 - 49
13	15 Hunter Street, Sydney	CITY LODGE HOTEL	HT	20 - 49
14	150 Day Street, Sydney	PARKROYAL DARLING HARBOUR	HT	200+
15	158-180 Cumberland Street, The Rocks	SHANGRI-LA HOTEL	HT	200+
16	161 Elizabeth Street, Sydney	SHERATON ON THE PARK	HT	200+
17	165 Phillip Street, Sydney	TRAVELODGE MARTIN PLACE SYDNEY	HT	50 - 99
18	165-169 Macquarie Street, Sydney	AUSTRALIAN CLUB	HT	20 - 49
19	169-173 Castlereagh Street, Sydney	NEW SOUTH WALES MASONIC CLUB	HT	50 - 99
20	183 Kent Street, Millers Point	AEA GRAND SERVICED APARTMENTS	SA	100 - 199
21	19-29 Martin Place, Sydney	CTA	HT	20 - 49
22	193-195 Clarence Street, Sydney	BREAKFREE ON CLARENCE	HT	50 - 99
23	199 George Street, The Rocks	FOUR SEASONS HOTEL	HT	200+
24	2 Bond Street, Sydney	MANTRA HOTEL	SA	200+
25	219 Kent Street, Sydney	NAPOLEON SERVICED APARTMENTS	SA	20 - 49
26	248-252 George Street, Sydney	ESTABLISHMENT HOTEL	HT	20 - 49
27	252-258 Sussex Street, Sydney	SEASONS HARBOUR PLAZA	SA	100 - 199
28	258-260 Pitt Street, Sydney	CRITERION HOTEL	Pub	20 - 49
29	259 Pitt Street, Sydney	HILTON HOTEL	HT	200+
30	27 Park Street, Sydney	PARK REGIS	HT	100 - 199

CBD & Harbour existing accommodation, June 2017

EXISTING ACCOMMODATION (20+ rooms/units/beds July 2012 to June 2017)

Map Ref.	Address	Name	Type	Capacity (rooms/beds/units)
30	27 Park Street, Sydney	PARK REGIS	HT	100 - 199
31	289-307 George Street, Sydney	MENZIES HOTEL	HT	200+
32	30 Pitt Street, Sydney	SYDNEY HARBOUR MARRIOTT HOTEL	HT	200+
33	301 Kent Street, Sydney	SIESTA INN SYDNEY	BP	50 - 99
34	30-32 Hunter Street, Sydney	THE GRAND HOTEL	Pub	20 - 49
35	327 Pitt Street, Sydney	MERITON SERVICED APARTMENTS	SA	100 - 199
36	34-36 Harrington Street, The Rocks	HARBOUR ROCKS HOTEL	HT	50 - 99
37	35-75 Harrington Street, The Rocks	RENDEZVOUS HOTEL THE ROCKS	SA	50 - 99
38	433-435 Kent Street, Sydney	MANTRA ON KENT	SA	100 - 199
39	477-481 Kent Street, Sydney	X BASE BACKPACKERS	BP	200+
40	48-48A Park Street, Sydney	PARK 8 HOTEL	HT	20 - 49
41	49-51 Market Street, Sydney	QT SYDNEY	HT	100 - 199
42	5 York Street, Sydney	THE YORK APARTMENTS	SA	100 - 199
43	53-65 George Street, The Rocks	HOLIDAY INN OLD SYDNEY	HT	100 - 199
44	55 Shelley Street, Sydney	ADINA APARTMENT HOTEL HARBOURSIDE	SA	100 - 199
45	5-7 Park Street, Sydney	HOTEL CORONATION	Pub	20 - 49
46	57-59 York Street, Sydney	CARRINGTON APARTMENTS	SA	20 - 49
47	59 Phillip Street, Sydney	UNION CLUB	HT	20 - 49
48	61-101 Phillip Street, Sydney	SOFITEL WENTWORTH SYDNEY	HT	200+
49	61-69 Macquarie Street, Sydney	PULLMAN QUAY GRAND SYDNEY HARBOUR	SA	100 - 199
50	64-66 Pitt Street, Sydney	RADISSON BLU PLAZA HOTEL SYDNEY	HT	200+
51	7 Hickson Road, The Rocks	PARK HYATT SYDNEY	HT	100 - 199
52	70 Market Street, Sydney	SWISSOTEL	HT	200+
53	77-79 York Street, Sydney	THE GRACE HOTEL	HT	200+
54	7-9 York Street, Sydney	TRAVELODGE WYNYARD	HT	200+
55	89-105 Kent Street, Millers Point	THE LANGHAM HOTEL	HT	100 - 199
56	89-91 Macquarie Street, Sydney	ROYAL AUTOMOBILE CLUB OF AUSTRALIA	HT	20 - 49
57	93 York Street, Sydney	MEGABOOM CITY HOTEL	HT	50 - 99
58	93-97 Macquarie Street, Sydney	SIR STAMFORD AT CIRCULAR QUAY	HT	100 - 199
59	97-99 Pitt Street, Sydney	TANK STREAM HOTEL	HT	200+

Chinatown & CBD South existing accommodation, June 2017



- ▲ Backpackers
- Hotel
- ★ Pub
- Serviced apartment



Chinatown & CBD South existing accommodation, June 2017

EXISTING ACCOMMODATION (20+ rooms/units/beds July 2012 to June 2017)				
Map Ref.	Address	Name	Type	Capacity (rooms/beds/ units)
60	1 Darling Drive, Sydney	SOFITEL SYDNEY DARLING	HT	200+
61	107-121 Quay Street, Haymarket	OAKS HOTELS AND RESORTS	SA	50 - 99
62	11-23 Rawson Place, Haymarket	YHA	BP	200+
63	115-119 Bathurst Street, Sydney	PRIMUS HOTEL SYDNEY	HT	100 - 199
64	164-182 Elizabeth Street, Sydney	VIBE HOTEL	HT	100 - 199
65	169-179 Thomas Street, Haymarket	NOVOTEL SYDNEY CENTRAL	HT	200+
66	17 Little Pier Street, Haymarket	NOVOTEL ROCKFORD	HT	200+
67	184-196 Elizabeth Street, Sydney	CENTRAL STATION HOTEL	HT	100 - 199
68	2 Lee Street, Haymarket	ADINA APARTMENT HOTEL SYDNEY CENTRAL	SA	50 - 99
69	2-4 Cunningham Street, Haymarket	APX WORLD SQUARE	SA	50 - 99
70	249-253 Castlereagh Street, Sydney	THE DOWNING HOSTEL	BP	50 - 99
71	271-279 Elizabeth Street, Sydney	HYDE PARK INN	HT	50 - 99
72	27-33 Wentworth Avenue, Sydney	TRAVELODGE SYDNEY	HT	200+
73	2-8 Dixon Street, Sydney	APX APARTMENTS DARLING HARBOUR	SA	20 - 49
74	28 Harbour Street, Sydney	SEASONS DARLING HARBOUR	SA	50 - 99
75	300 Pitt Street, Sydney	METRO HOTEL ON PITT	HT	100 - 199
76	31-37 Dixon Street, Haymarket	DIXON RESIDENCES	BP	50 - 99
77	352 Sussex Street, Sydney	RADISSON HOTEL & SUITES SYDNEY	SA	100 - 199
78	35-39 Ultimo Road, Haymarket	THE ULTIMO	HT	20 - 49
79	35-45 Wentworth Avenue, Sydney	WYNDHAM VACATION OWNERSHIP	SA	100 - 199
80	384A-388 Pitt Street, Sydney	IBIS WORLD SQUARE	HT	100 - 199
81	403-427 Pitt Street, Haymarket	MAZE BACKPACKERS	BP	200+
82	4-10 Campbell Street, Haymarket	MERITON SERVICED APARTMENTS	SA	200+
83	412 Pitt Street, Haymarket	NOMADS BACKPACKERS SYDNEY	BP	200+
84	414-418 Pitt Street, Haymarket	REGIS TOWERS SERVICED APARTMENTS	SA	100 - 199
85	428 Pitt Street, Haymarket	SYDNEY CENTRAL INN	BP	20 - 49
86	431-439 Pitt Street, Haymarket	METRO HOTEL MARLOW SYDNEY CENTRAL	HT	200+
87	487-503 George Street, Sydney	FRASER SUITES	SA	200+
88	50 Murray Street, Sydney	IBIS DARLING HARBOUR	HT	200+
89	5-11 Wentworth Avenue, Sydney	Y HOTEL HYDE PARK	HT	100 - 199

Chinatown and CBD South existing accommodation, June 2017

EXISTING ACCOMMODATION (20+ rooms/units/beds July 2012 to June 2017)

Map Ref.	Address	Name	Type	Capacity (rooms/beds/ units)
90	511-513 Kent Street, Sydney	ADINA APARTMENT HOTEL SYDNEY KENT STREET	SA	100 - 199
91	537-551 George Street, Sydney	MERITON SERVICED APARTMENTS	SA	200+
92	57-67 Liverpool Street, Sydney	WALDORF SYDNEY SERVICED APARTMENTS	SA	100 - 199
93	611-613 George Street, Haymarket	CENTRAL PERK BACKPACKERS	BP	50 - 99
94	61-65 Wentworth Avenue, Sydney	ZARA TOWER	SA	20 - 49
95	631-635 George Street, Haymarket	PENSIONE HOTEL	HT	50 - 99
96	653-659 George Street, Haymarket	BREAKFREE ON GEORGE HOTEL	SA	100 - 199
97	68 Harbour Street, Haymarket	HOLIDAY INN DARLING HARBOUR	HT	200+
98	698-704 George Street, Haymarket	THE GEORGE BUDGET AND BACKPACKER ACCOMMODATION	BP	100 - 199
99	701 George Street, Haymarket	MOUNTBATTEN HOTEL	BP	50 - 99
100	707-709 George Street, Haymarket	CITY CENTRAL BUDGET ACCOMMODATION	BP	20 - 49
101	715-723 George Street, Haymarket	THE GREAT SOUTHERN HOTEL	HT	100 - 199
102	730-742 George Street, Haymarket	CAPITOL SQUARE HOTEL	HT	50 - 99
103	752-752A George Street, Haymarket	EASY GO BACKPACKERS	BP	50 - 99
104	789-791 George Street, Haymarket	CRYSTAL PALACE HOTEL	Pub	20 - 49
105	7-9 Wilmot Street, Sydney	SYDNEY BACKPACKERS	BP	100 - 199
106	790-798 George Street, Haymarket	790 ON GEORGE STREET	BP	200+
107	80 Murray Street, Sydney	NOVOTEL DARLING HARBOUR	HT	200+
108	803-813 George Street, Haymarket	RENDEZVOUS HOTEL SYDNEY CENTRAL	HT	100 - 199
109	8-10 Lee Street, Haymarket	RAILWAY SQUARE YHA	BP	200+
110	814 George Street, Haymarket	WAKE UP!	BP	200+
111	88 Liverpool Street, Sydney	SYDNEY HOTEL CBD	HT	50 - 99
112	93 LIVERPOOL STREET, Sydney	RYDGES WORLD SQUARE	HT	200+
113	93 LIVERPOOL STREET, Sydney	MERITON SERVICED APARTMENTS	SA	100 - 199

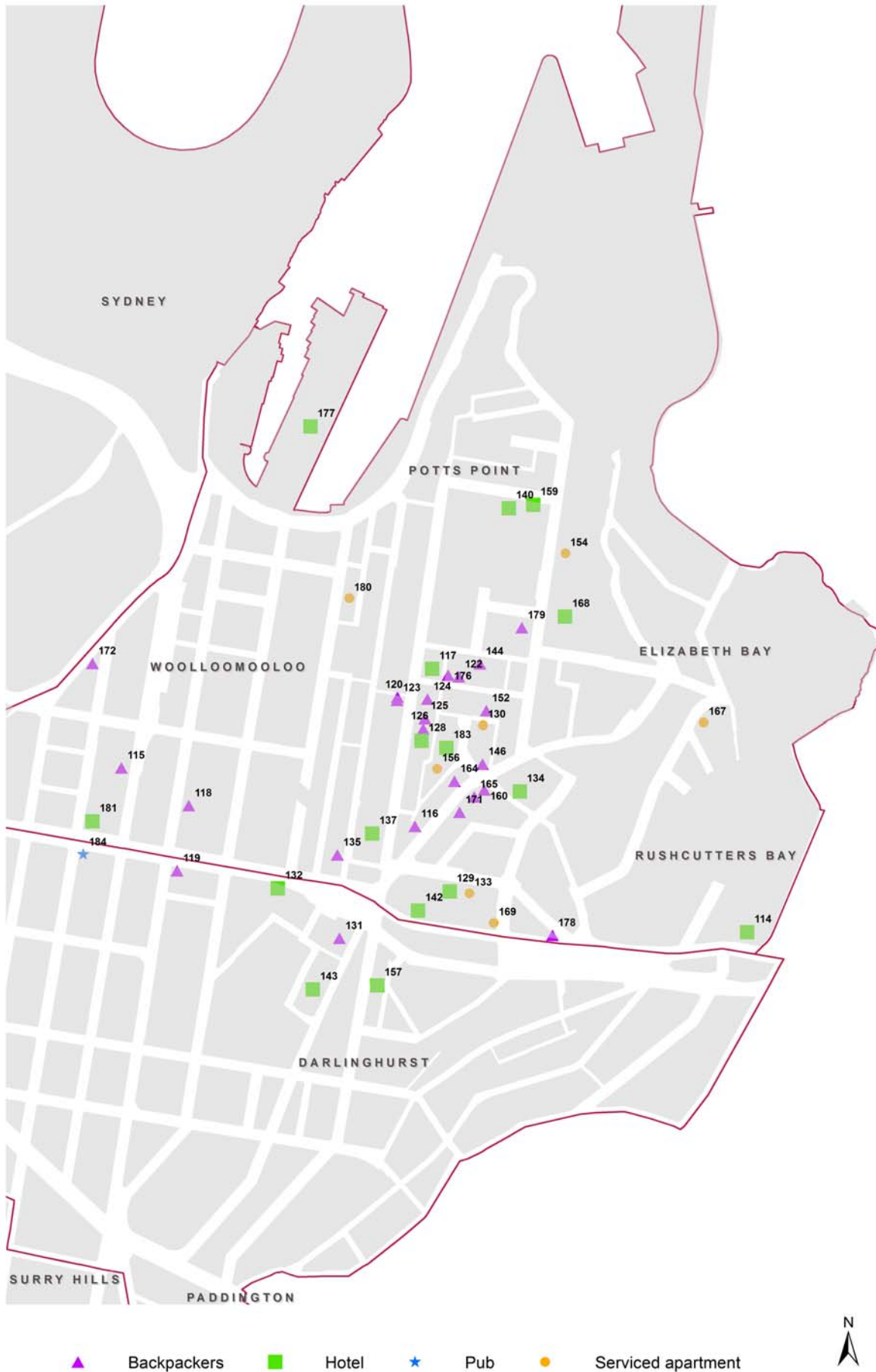
City East existing accommodation, June 2017



▲ Backpackers ■ Hotel ★ Pub ● Serviced apartment



City East existing accommodation, June 2017



City East existing accommodation, June 2017

EXISTING ACCOMMODATION (20+ rooms/units/beds July 2012 to June 2017)

Map Ref.	Address	Name	Type	Capacity (rooms/beds/ units)
114	100 Bayswater Road, Rushcutters Bay	VIBE HOTEL RUSHCUTTERS BAY	HT	200+
115	103-105 Palmer Street, Woolloomooloo	CITY RESORT HOTEL	BP	100 - 199
116	109A Darlinghurst Road, Potts Point	THE JACKAROO HOSTEL	BP	50 - 99
117	122-124 Victoria Street, Potts Point	VICTORIA COURT HOTEL	HT	20 - 49
118	132 Bourke Street, Woolloomooloo	SYDNEY STAR BACKPACKERS	BP	50 - 99
119	135-145 William Street, Darlinghurst	WOODDUCK BOOMERANG BACKPACKERS	BP	50 - 99
120	141 Victoria Street, Potts Point	KANGA HOUSE BACKPACKERS	BP	20 - 49
121	141-155 Commonwealth Street, Surry Hills	OASIS BACKPACKERS	BP	50 - 99
122	14-16 Orwell Street, Potts Point	SYDNEY CENTRAL BACKPACKERS	BP	100 - 199
123	141A Victoria Street, Potts Point	KANGA HOUSE BACKPACKERS	BP	20 - 49
124	144 Victoria Street, Potts Point	CHILI BLUE BACKPACKERS	BP	100 - 199
125	156 Victoria Street, Potts Point	ZING	BP	50 - 99
126	160-162 Victoria Street, Potts Point	THE ORIGINAL BACKPACKERS LODGE	BP	100 - 199
127	162 Flinders Street, Paddington	CAPTAIN COOK HOTEL	Pub	50 - 99
128	166 Victoria Street, Potts Point	HIGHFIELD PRIVATE HOTEL	HT	20 - 49
129	17 Bayswater Road, Potts Point	THE BAYSWATER SYDNEY	HT	50 - 99
130	18 Springfield Avenue, Potts Point	REGENT COURTS	SA	20 - 49
131	191-199 Darlinghurst Road, Darlinghurst	BUDGET ACCOMMODATION	BP	20 - 49
132	191-205 William Street, Darlinghurst	IBIS BUDGET EAST SYDNEY	HT	100 - 199
133	19-35 Bayswater Road, Potts Point	CRESCENT ON BAYSWATER	SA	50 - 99
134	2 Roslyn Street, Potts Point	LIDO SUITES	HT	20 - 49
135	201 Brougham Street, Woolloomooloo	ASYLUM SYDNEY	BP	50 - 99
136	20-28 Chalmers Street, Surry Hills	BOUNCE SYDNEY	BP	100 - 199
137	203-225 Victoria Street, Potts Point	HOLIDAY INN POTTS POINT	HT	200+
138	208-218 Riley Street, Surry Hills	CAMBRIDGE HOTEL	HT	100 - 199
139	212-214 Elizabeth Street, Surry Hills	BIG HOSTEL	BP	100 - 199
140	21-23 Challis Avenue, Potts Point	HOTEL CHALLIS	HT	50 - 99
141	21-25 Oxford Street, Paddington	ARTS HOTEL	HT	50 - 99
142	2-14 Kings Cross Road, Potts Point	LARMONT HOTEL	HT	50 - 99
143	229-231 Darlinghurst Road, Darlinghurst	THE KIRKETON HOTEL	HT	20 - 49

City East existing accommodation, June 2017

EXISTING ACCOMMODATION (20+ rooms/units/beds July 2012 to June 2017)

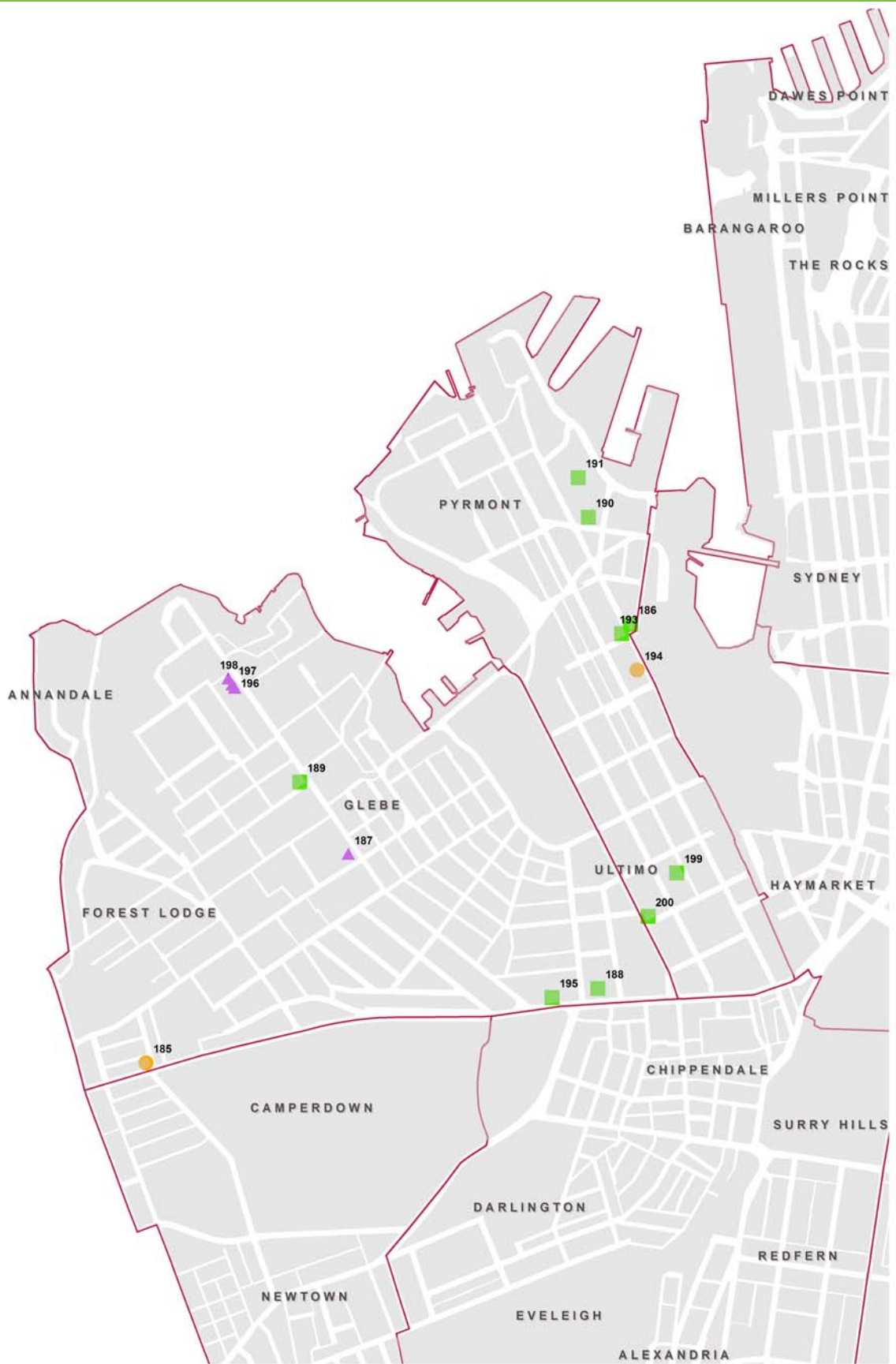
Map Ref.	Address	Name	Type	Capacity (rooms/beds/ units)
144	23 Hughes Street, Potts Point	THE PALMS BACKPACKERS	BP	50 - 99
145	232-236A Elizabeth Street, Surry Hills	HOME BACKPACKERS	BP	100 - 199
146	23-31 Darlinghurst Road, Potts Point	THE FUNK HOUSE	BP	100 - 199
147	238-240 Chalmers Street, Redfern	CENTRAL RAILWAY HOTEL	HT	20 - 49
148	243 Cleveland Street, Redfern	TOKIO VILLAGE	BP	20 - 49
149	245 Cleveland Street, Redfern	TOKIO VILLAGE	BP	20 - 49
150	247 Cleveland Street, Redfern	TOKIO VILLAGE	BP	20 - 49
151	26-36 College Street, Darlinghurst	PULLMAN SYDNEY HYDE PARK	HT	200+
152	27 Orwell Street, Potts Point	FAMOUS JOLLY SWAGMAN BACKPACKERS	BP	100 - 199
153	28 Albion Street, Surry Hills	RYDGES SYDNEY CENTRAL	HT	200+
154	28 MacLeay Street, Elizabeth Bay	MACLEAY SERVICED APARTMENTS	SA	100 - 199
155	287-289 Crown Street, Surry Hills	CITY CROWN MOTEL	HT	20 - 49
156	3 Earl Place, Potts Point	Quest Serviced Apartments	SA	50 - 99
157	304-310 Victoria Street, Darlinghurst	MORGAN'S BOUTIQUE HOTEL	HT	20 - 49
158	308 Moore Park Road, Paddington	OLYMPIC HOTEL	Pub	20 - 49
159	31 Challis Avenue, Potts Point	THE MAISONETTE HOTEL	HT	20 - 49
160	34-36A Darlinghurst Road, Potts Point	MAD MONKEY BACKPACKERS	BP	100 - 199
161	353-359 Crown Street, Surry Hills	ADINA APARTMENT HOTEL CROWN STREET	SA	50 - 99
162	356-358 Elizabeth Street, Surry Hills	CENTRAL PRIVATE HOTEL	HT	20 - 49
163	38-52 College Street, Darlinghurst	OAKS HYDE PARK PLAZA	HT	100 - 199
164	39-43 Darlinghurst Road, Potts Point	KINGS CROSS BUDGET ACCOMMODATION	BP	50 - 99
165	40-40D Darlinghurst Road, Potts Point	THE HUMP BACKPACKERS	BP	100 - 199
166	40-44 Wentworth Avenue, Surry Hills	HOTEL HARPOON HARRY	Pub	20 - 49
167	4-14 Roslyn Gardens, Rushcutters Bay	ROSLYN GARDENS SERVICED APARTMENTS	SA	20 - 49
168	44-46 MacLeay Street, Elizabeth Bay	DEVERE HOTEL	HT	100 - 199
169	46 Kings Cross Road, Potts Point	ANNAM APARTMENTS	SA	20 - 49
170	4-6 Wentworth Avenue, Surry Hills	HOTEL STELLAR	HT	20 - 49
171	48-48A Darlinghurst Road, Potts Point	DURY HOUSE	BP	50 - 99
172	50-58 Sir John Young Crescent, Woolloomooloo	ELEPHANT BACKPACKERS	BP	200+
173	517-527 Elizabeth Street, Surry Hills	SERVICED APARTMENTS	SA	20 - 49
174	529-531 Elizabeth St, Surry Hills	529-531 ELIZABETH ST	HT	20 - 49

City East existing accommodation, June 2017

EXISTING ACCOMMODATION (20+ rooms/units/beds July 2012 to June 2017)

Map Ref.	Address	Name	Type	Capacity (rooms/beds/ units)
175	57-61 Foveaux Street, Surry Hills	57 HOTEL	HT	50 - 99
176	6-8 Orwell Street, Potts Point	EVA'S BACKPACKERS	BP	100 - 199
177	6G Cowper Wharf Roadway, Woolloomooloo	OVOLO WOOLLOOMOOLOO	HT	100 - 199
178	79-81 Bayswater Road, Rushcutters Bay	KINGS CROSS BACKPACKERS	BP	50 - 99
179	87 MacLeay Street, Potts Point	BLUE PARROT BACKPACKERS	BP	50 - 99
180	88 Dowling Street, Woolloomooloo	WALDORF WOOLLOOMOOLOO SERVICED APARTMENTS	SA	50 - 99
181	88-108 William Street, Woolloomooloo	THE SYDNEY BOULEVARD HOTEL	HT	200+
182	88-90 Wentworth Avenue, Surry Hills	HYDE PARK BUDGET ACCOMMODATION	BP	50 - 99
183	9 Springfield Avenue, Potts Point	SPRINGFIELD LODGE	HT	50 - 99
184	99 William Street, Darlinghurst	STRAND HOTEL	Pub	20 - 49

City West existing accommodation, June 2017



▲ Backpackers ■ Hotel ★ Pub ● Serviced apartment

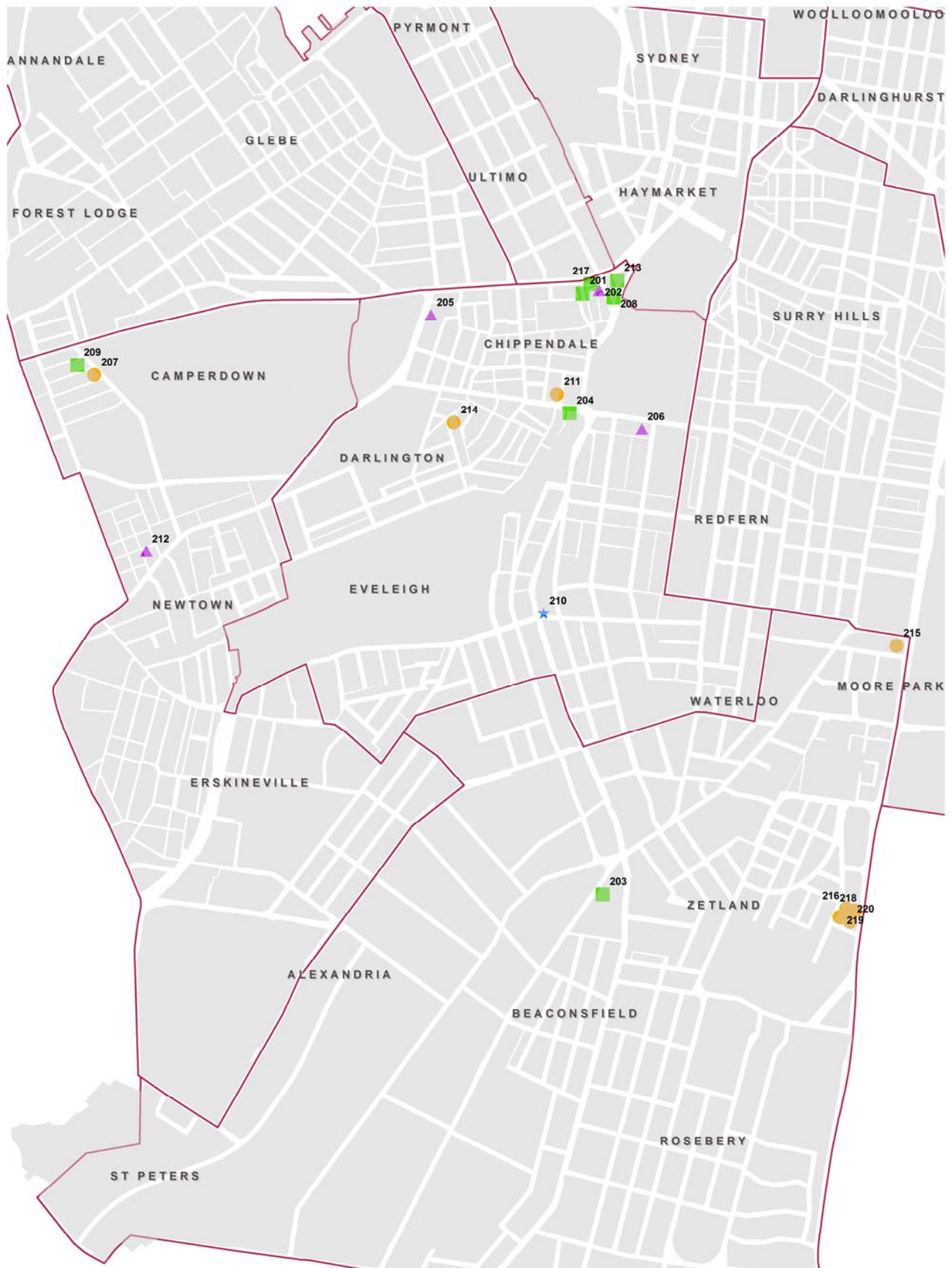


City West existing accommodation, June 2017

EXISTING ACCOMMODATION (20+ rooms/units/beds July 2012 to June 2017)

Map Ref.	Address	Name	Type	Capacity (rooms/beds/ units)
185	108 Parramatta Road, Camperdown	ADARA CAMPERDOWN	SA	20 - 49
186	139 Murray Street, Pyrmont	OVOLO 1888 DARLING HARBOUR	HT	50 - 99
187	146-148 Glebe Point Road, Glebe	ROOFTOP TRAVELLERS LODGE	BP	100 - 199
188	185-211 Broadway, Ultimo	UNILODGE	HT	100 - 199
189	196 Glebe Point Road, Glebe	THE HAVEN INN	HT	50 - 99
190	20-80 Pyrmont Street, Pyrmont	THE DARLING	HT	100 - 199
191	20-80 Pyrmont Street, Pyrmont	ASTRAL TOWER (HOTEL)	HT	200+
192	20-80 Pyrmont Street, Pyrmont	ASTRAL RESIDENCES (APARTMENTS)	SA	100 - 199
193	22 Allen Street, Pyrmont	THE WOOLBROKERS BED & BREAKFAST	HT	20 - 49
194	243-271 Pyrmont Street, Pyrmont	OAKS GOLDSBROUGH APARTMENTS	SA	200+
195	247-253 Broadway, Glebe	PARKVIEW HOTEL	HT	20 - 49
196	254-256 Glebe Point Road, Glebe	VILLAGE LIVING AUSTRALIA GLEBE	BP	50 - 99
197	258 Glebe Point Road, Glebe	VILLAGE LIVING AUSTRALIA GLEBE	BP	20 - 49
198	262-264 Glebe Point Road, Glebe	GLEBE POINT YHA HOSTEL	BP	50 - 99
199	383-389 Bulwara Road, Ultimo	ASPIRE HOTEL SYDNEY	HT	50 - 99
200	494-500 Wattle Street, Ultimo	VULCAN HOTEL	HT	20 - 49

City South existing accommodation, June 2017



▲ Backpackers ■ Hotel ★ Pub ● Serviced apartment



City South existing accommodation, June 2017

EXISTING ACCOMMODATION (20+ rooms/units/beds July 2012 to June 2017)

Map Ref.	Address	Name	Type	Capacity (rooms/beds/ units)
201	1 Kensington Street, Chippendale	THE OLD CLARE HOTEL	HT	50 - 99
202	11-13 Regent Street, Chippendale	CASA CENTRAL BACKPACKERS HOSTEL	BP	20 - 49
203	16 O'Riordan Street, Alexandria	HOTEL VALUESUITES	HT	100 - 199
204	179 Cleveland Street, Redfern	Y HOTEL CITY SOUTH	HT	50 - 99
205	20 City Road, Chippendale	MAD MONKEY BACKPACKERS	BP	50 - 99
206	207 Cleveland Street, Redfern	VILLAGE LIVING AUSTRALIA SURRY HILLS	BP	100 - 199
207	23-33 Missenden Road, Camperdown	QUEST	SA	50 - 99
208	28-30 Regent Street, Chippendale	LEISURE INN SYDNEY CENTRAL	HT	20 - 49
209	3-19 Missenden Road, Camperdown	RYDGES	HT	100 - 199
210	45-47 Botany Road, Waterloo	ABBOTS BAR AND BISTRO	Pub	20 - 49
211	47-49 Chippen Street, Chippendale	WALDORF SYDNEY CENTRAL SERVICED APARTMENTS	SA	20 - 49
212	5-11 Egan Street, Newtown	BILLABONG GARDENS HOSTEL	BP	50 - 99
213	6-10 Little Regent Street, Chippendale	MERCURE SYDNEY	HT	200+
214	74-80 Ivy Street, Darlington	ADINA APARTMENT HOTEL CHIPPENDALE	SA	20 - 49
215	782 Bourke Street, Waterloo	MERITON SERVICED APARTMENTS	SA	100 - 199
216	8 Defries Avenue, Zetland	MERITON SERVICED APARTMENTS	SA	50 - 99
217	8-14 Broadway, Chippendale	POSH HOTEL	HT	20 - 49
218	8A Defries Avenue, Zetland	MERITON SERVICED APARTMENTS	SA	100 - 199
219	8B Defries Avenue, Zetland	MERITON SERVICED APARTMENTS	SA	50 - 99
220	8D Defries Avenue, Zetland	MERITON SERVICED APARTMENTS	SA	50 - 99

Summary of pipeline activity, 2016/17

In 2016/17, 10 new visitor accommodation establishments were completed in the City of Sydney LGA. Eight of these establishments represented hotel accommodation contributing to an overall capacity of 1,006 additional rooms. The remainder was made up of one serviced apartment establishment with a capacity of 13 units, and one backpacker accommodation establishment with a capacity of 66 rooms.

There were also seven existing establishments which had either a refurbishment, alteration, addition and/or fit-out completed in 2016/17 and thus contributing to a total expanded capacity of 138 additional rooms in the City of Sydney LGA. There were three new hotel establishments completed in the City of Sydney LGA in 2016/17 - one is located in CBD and Harbour (231 new rooms), one was located in Chinatown and CBD South (616 new rooms) and one was located in Green Square and City South village area which is based in the larger area known as City South (100 new rooms).

At 30 June 2017, there were a total of 7,060 potential hotel rooms, 398 potential backpacker beds, 659 serviced apartment units and 19 rooms in pub based accommodation in the pipeline representing the following:

- 3,146 rooms / units / beds were linked to 23 development applications **lodged** but yet to be determined. Of these, there were:
 - 2,965 rooms in hotel establishments (1,959 linked to new and 1,006 linked to existing establishments)
 - 114 backpacker beds in new backpacker establishments
 - 67 units in a serviced apartment establishment
- 2,843 rooms / units / beds were linked to 34 **approved** development applications but where works have not yet commenced. Of these, there were:
 - 2,535 rooms in hotel establishments (1,613 rooms linked to new and 903 rooms linked to existing establishments)
 - 273 units in serviced apartment establishments (224 units linked to new and 49 units linked to existing serviced apartment establishments)
 - 35 backpacker beds in existing backpacker establishments
 - 19 rooms in a pub based establishment
- 2,147 rooms / units / beds were linked to 23 approved development applications but where works have **commenced**. Of these, there were:
 - 1,579 rooms in hotel establishments (1,344 rooms linked to new and 235 rooms linked to existing establishments)
 - 319 units in new serviced apartment establishments
 - 249 beds in new backpacker establishments

In developments where **works had commenced** as at 30 June 2017, Chinatown and CBD South followed by CBD and Harbour had the largest representation of hotel rooms under construction with 949 and 651 rooms respectively in each area. For **approved** developments where works have not yet commenced, Chinatown and CBD South followed by CBD and Harbour had the largest representation of hotel rooms approved with 1,559 and 1,009 rooms respectively in each area.

CBD & Harbour recent completions & pipeline, June 2017



CBD & Harbour recent completions & pipeline, June 2017

COMPLETED (July 2012 to June 2017)

Map Ref.	Address	Building Name	DA Lodged	DA Approved	Completion Date	VA Type	DA Type	Rooms/beds/units
1	64-66 Pitt Street, Sydney	Radisson Blu Hotel	12/11/2014	18/02/2015	Jun-17	E-HT	A	1
2	121-185 Sussex Street, Sydney	Four Points by Sheraton Hotel (soon to be Hyatt Regency Sydney)	18/10/2011	5/08/2013	Mar-17	N-HT	NB	231
3	7-9 York Street, Sydney	Travelodge Wynyard	17/12/2014	20/03/2015	Apr-16	E-HT	A	4
4	34-36 Hunter Street, Sydney	Tank Stream Hotel	21/12/2011	14/05/2012	Dec-15	E-HT	A	282
5	93 York Street, Sydney	Megaboom City Hotel	21/05/2014	25/07/2014	Dec-15	E-HT	AR	64
6	68 Market Street, Sydney	Swissotel	31/03/2014	29/04/2014	Jul-15	E-HT	R	8
7	465 - 467 Kent Street, Sydney	Base Backpackers Sydney	17/03/2014	9/07/2014	Jan-15	E-BP	A	36
8	176 Cumberland Street, The Rocks	Shangri-La Hotel	11/03/2014	20/05/2014	Dec-14	E-HT	A	-1
9	477-481 Kent Street, Sydney	Base Backpackers Sydney	21/10/2013	14/01/2014	Oct-14	E-BP	A	24
10	68 Market Street, Sydney	Swissotel	30/10/2013	28/11/2013	Aug-14	E-HT	A	1
11	165-169 Macquarie Street, Sydney	Macquarie House, The Australian Club	7/05/2013	26/06/2013	Apr-14	E-HT	C	5
12	301 Kent Street, Sydney	Siesta Inn	7/12/2011	29/03/2012	Oct-13	E-BP	C	137
13	11 Hickson Road, Dawes Point	Sebel Pier One Hotel	4/09/2009	18/01/2010	Mar-13	E-HT	R	32
14	193-195 Clarence Street, Sydney	Shorter House, Breakfree on Clarence	14/07/2009	15/10/2009	Nov-12	E-HT	C	50
15	121-185 Sussex Street, Sydney	Four Points by Sheraton Hotel	24/02/2012	13/04/2012	Oct-12	E-HT	R	29
16	121-185 Sussex Street, Sydney	Four Points by Sheraton Hotel	24/02/2012	13/04/2012	Sep-12	E-HT	R	47
17	49-51 Market Street, Sydney	State Theatre and Gowings, QT Sydney	26/02/2010	9/09/2010	Aug-12	E-HT	C	203
Total								1,153

CBD and Harbour recent completions & pipeline, June 2017

COMMENCED

Map Ref.	Address	Building Name	DA Lodged	DA Approved	Completion Date	VA Type	DA Type	Rooms/beds/units
18	29-51 Hickson Road, Barangaroo	Crown Sydney Hotel Resort, Barangaroo	2/04/2015	28/06/2016	Feb-21	N-HT	NB	350
19	65-79 Sussex Street, SYDNEY	Quest Hotel	6/05/2015	14/09/2015	Sep-17	N-HT	NB	163
20	161-165 Clarence Street, Sydney	Arc	5/11/2013	8/05/2014	Nov-17	N-SA	NB	36
21	110A Bathurst Street, Sydney	Porter House heritage building	5/06/2014	26/03/2015	Apr-18	N-HT	NB	102
Total								651

APPROVED

Map Ref.	Address	Building Name	DA Lodged	DA Approved	Completion Date	VA Type	DA Type	Rooms/beds/units
22	1 Alfred Street, Sydney	Goldfields House, Tower B	31/10/2016	11/05/2017	Jan-20	N-HT	NB	182
23	422-424 Kent Street, Sydney		24/06/2016	23/03/2017	Jan-20	N-HT	NB	72
24	280-288 George Street, Sydney		18/12/2015	24/10/2016	Jun-19	N-HT	NB	194
25	143-145 York Street, Sydney		15/04/2016	15/09/2016	Sep-18	E-HT	C	87
26	286-296 Sussex Street, Sydney		25/11/2015	11/08/2016	Jun-20	N-HT	NB	152
27	206a-208 Clarence Street, Sydney		6/08/2015	29/02/2016	Oct-18	N-HT	NB	97
28	477-481 Kent Street, Sydney	Base Backpackers	2/10/2015	10/02/2016	Mar-18	E-BP	A	43
29	71-79 Macquarie Street, Sydney	AMP site	10/03/2014	8/04/2015	Jul-19	N-SA	NB	62
30	331-337 Kent Street, Sydney		29/11/2013	30/10/2014	Sep-19	N-SA	NB	120
Total								1,009

LODGED

Map Ref.	Address	Building Name	DA Lodged	DA Approved	Completion Date	VA Type	DA Type	Rooms/beds/units
31	312 George Street, Sydney		17/03/2017		Nov-21	E-HT	R	198
32	58-68 King Street, Sydney		14/03/2017		Sep-21	E-HT	AR	183
33	230-234 Sussex Street, Sydney		28/11/2016		May-20	N-HT	NB	202
34	201 Elizabeth Street, Sydney		28/11/2016		Dec-20	N-HT	NB	350
35	23-33, 35-39 Bridge Street, Sydney	The Sandstone Precinct	23/02/2016		Aug-19	E-HT	A	240
36	194 Pitt Street, Sydney	City Tattersall's Club	25/08/2015		Apr-20	N-HT	NB	106
Total								1,279

Chinatown & CBD South recent completions & pipeline, June 2017



Chinatown & CBD South recent completions & pipeline, June 2017

COMPLETED (July 2012 to June 2017)

Map Ref.	Address	Building Name	DA Lodged	DA Approved	Completion Date	VA Type	DA Type	Rooms/ beds/ units
1	31-37 Dixon Street, Haymarket	Dixon Residences	6/03/2008	10/06/2008	Jun-17	E-HT	R	66
2	35-39 Ultimo Road, Haymarket	Aarons Hotel -changed name: The Ultimo	8/10/2008	16/03/2009	Jun-17	E-HT	AR	21
3	1 Darling Drive, Sydney	International Convention Centre Hotel Sofitel Sydney Darling Harbour	18/09/2013	15/06/2014	Mar-17	N-HT	NB	616
4	27-33 Wentworth Avenue, Sydney	Travelodge	22/07/2016	13/09/2016	Dec-16	E-HT	A	4
5	88 Liverpool Street, Sydney	Spanish Club 'Sydney Hotel CBD'	12/12/2012	6/05/2013	Jan-16	E-HT	C	77
6	115-119 Bathurst Street, Sydney	Primus Hotel, Greenland	26/11/2013	10/06/2014	Dec-15	E-HT	R	172
7	68 Harbour Street, Haymarket	Holiday Inn	9/05/2014	1/09/2014	Sep-15	E-HT	A	24
8	715-723 George Street, Haymarket	Great Southern Hotel	24/06/2013	30/07/2013	Oct-14	E-HT	A	1
9	184-196 Elizabeth Street, Sydney		6/05/2013	28/06/2013	Jul-14	E-HT	R	50
10	61-65 Wentworth Avenue, Sydney	Zara Tower Serviced Apartments	28/06/2012	9/10/2012	Jul-13	E-SA	A	38
Total								1,069

COMMENCED

Map Ref.	Address	Building Name	DA Lodged	DA Approved	Completion Date	VA Type	DA Type	Rooms/ beds/ units
11	302 Pitt Street, Sydney	Druids House 'Sheraton Aloft Sydney'	4/04/2014	15/09/2014	Jul-17	E-HT	AR	136
12	391-395 Pitt Street, Sydney	Rydges World Square Hotel	8/09/2014	17/12/2014	Aug-17	E-HT	A	3
13	640-642 George Street, Sydney		11/12/2015	28/06/2016	Dec-17	E-HT	R	70
14	390-396 Pitt Street, Haymarket		14/10/2013	3/04/2014	Aug-17	E-BP	A	179
15	31-33 Wheat Road, Sydney	IMAX, W Hotel	25/11/2015	28/06/2016	Jan-20	N-HT	NB	561
Total								949

Chinatown & CBD South recent completions & pipeline, June 2017

APPROVED

Map Ref.	Address	Building Name	DA Lodged	DA Approved	Completion Date	VA Type	DA Type	Rooms/beds/units
16	5-11 Wentworth Street, Sydney	Song Hotel	3/02/2017	4/04/2017	Feb-20	E-HT	A	32
17	746-748 George Street, Haymarket		18/05/2016	27/02/2017	May-19	N-HT	NB	127
18	169-179 Thomas Street, Haymarket	Novotel Central	18/03/2016	12/12/2016	Apr-19	E-HT	A	72
19	59-69 Goulburn Street, Haymarket		23/02/2016	8/12/2016	Jul-19	E-HT	A	398
20	53-55 Liverpool Street, Sydney	Buckle Chambers	23/12/2015	12/07/2016	Mar-20	E-HT	C	152
21	410 Pitt Street, Haymarket		19/05/2015	19/05/2016	Dec-18	N-HT	NB	202
22	55-57 Wentworth Avenue, Sydney		17/03/2016	6/05/2016	Apr-19	N-HT	NB	204
23	412 Pitt Street, Haymarket	Westend Hotel	21/12/2015	18/04/2016	Jun-18	E-HT	A	24
24	398-402 Sussex Street, Haymarket		20/10/2015	11/03/2016	Jul-17	E-SA	AR	26
25	9-25 Commonwealth Street, Sydney		29/08/2014	2/09/2015	Dec-18	N-HT	NB	132
26	262-266 Castlereagh Street, Sydney		29/05/2014	18/05/2015	Jan-18	N-HT	NB	92
27	49-53 Wentworth Avenue, Sydney		24/10/2014	30/03/2015	Jun-18	E-HT	C	98
Total								1,559

LODGED

Map Ref.	Address	Building Name	DA Lodged	DA Approved	Completion Date	VA Type	DA Type	Rooms/beds/units
28	136 Hay Street, Haymarket		2/06/2017		Mar-19	N-HT	NB	306
29	803-813 George Street, Haymarket		18/05/2017		May-21	E-HT	R	125
30	757-759 George Street, Haymarket		21/03/2017		Sep-21	N-HT	NB	163
31	319 Sussex Street, Sydney		17/02/2017		Aug-21	N-HT	NB	145
32	6-12 Harbour Street, Sydney		20/01/2017		Jan-20	E-HT	C	33
33	164-182 Elizabeth Street, Sydney	Vibe Hotel	16/01/2017		Jan-20	E-HT	A	8
34	332-336 Pitt Street, Sydney		27/10/2016		Nov-20	N-HT	NB	234
35	47-53 Wentworth Avenue, Sydney		20/10/2016		Mar-20	E-HT	C	118
Total								1,132

City East recent completions & pipeline, June 2017



City East recent completions & pipeline, June 2017

COMPLETED (July 2012 to June 2017)

Map Ref.	Address	Building Name	DA Lodged	DA Approved	Completion Date	VA Type	DA Type	Rooms/beds/units
1	529-531 Elizabeth St, Surry Hills		16/07/2014		May-17	E-HT	C	24
2	17 Billyard Avenue, Elizabeth Bay		25/10/2010	11/05/2011	Dec-15	E-HT	C	9
3	517-521 Elizabeth Street, Surry Hills	East Central	26/07/2012	27/09/2012	Nov-15	E-SA	C	22
4	517-521 Elizabeth Street, Surry Hills	East Central	3/04/2014	15/05/2014	Nov-15	E-SA	A	1
5	21-23 Challis Avenue, Potts Point	Challis Lodge	3/07/2009	19/05/2010	Sep-15	E-HT	R	-8
6	57-61 Foveaux Street, Surry Hills	57 Hotel	7/03/2013	29/07/2013	Mar-15	E-HT	C	92
7	40-44 Wentworth Avenue, Surry Hills	Macquarie Hotel	31/10/2013	22/05/2014	Nov-14	E-HT	R	-2
8	55 Macleay Street, Potts Point	Holiday Lodge Hotel	19/05/2010	6/12/2010	Dec-12	E-HT	AR	10
Total								148

COMMENCED

Map Ref.	Address	Building Name	DA Lodged	DA Approved	Completion Date	VA Type	DA Type	Rooms/beds/units
9	2-14 Kings Cross Road, Potts Point	Larmont Hotel	18/12/2015	21/03/2016	Sep-17	E-HT	C	27
10	533 Elizabeth Street, Surry Hills	Botanik	9/10/2012	15/02/2013	Aug-17	E-SA	C	22
11	100 Bayswater Road, Rushcutters Bay	Vibe Hotel	18/11/2015	29/02/2016	Aug-17	E-HT	A	13
12	259 Oxford Street, Paddington	Commonwealth Bank building	25/11/2014	2/06/2015	Aug-17	E-HT	A	30
13	122-124 Victoria Street, Potts Point	Spicers on Hughes (formerly Victoria Court Hotel)	22/12/2014	12/06/2015	Oct-17	E-HT	A	-10
14	74-76, 80 Commonwealth Street, Surry Hills		20/02/2015	3/12/2015	Sep-18	N-HT	NB	30
15	28 Albion Street, Surry Hills	Rydges Central Hotel (previously Sebel Hotel)	28/04/2015	26/05/2015	Sep-17	E-HT	A	19
16	28 Albion Street, Surry Hills	Rydges Central Hotel (previously Sebel Hotel)	3/10/2012	22/03/2013	Sep-17	E-HT	R	14
17	28 Albion Street, Surry Hills	Rydges Central Hotel (previously Sebel Hotel)	26/10/2010	25/11/2010	Sep-17	E-HT	A	5
Total								150

City East recent completions & pipeline, June 2017

APPROVED

Map Ref.	Address	Building Name	DA Lodged	DA Approved	Completion Date	VA Type	DA Type	Rooms/beds/units
18	82 Flinders Street, Darlinghurst		5/07/2016	25/11/2016	Apr-19	E-HT	C	25
19	120 Victoria Street, Potts Point	Victoria Court Hotel	11/05/2016	1/07/2016	Jul-18	E-HT	C	5
20	6-8 Orwell Street, Potts Point	Eva's Backpackers	20/01/2016	20/06/2016	Jan-18	E-BP	A	-8
21	255 Victoria Street, Darlinghurst		2/04/2015	27/11/2015	Sep-18	N-HT	NB	8
22	592 Crown Street, Surry Hills		8/07/2015	1/09/2015	Sep-17	E-SA	C	2
23	38-52 College Street, Darlinghurst	Oaks Hyde Park Plaza	28/10/2014	10/06/2015	Feb-18	E-HT	C	10
24	287-289 Crown Street, Surry Hills		30/08/2013	7/07/2014	Dec-17	N-SA	NB	42
25	28 Albion Street, Surry Hills	Sebel Hotel (now known as Rydges Central Hotel)	23/11/2011	24/04/2012	Oct-17	E-HT	C	4
26	353-359 Crown Street, Surry Hills	Adina Apartment Hotel	22/08/2007	29/02/2008	Dec-17	E-SA	A	21
Total								109

LODGED

Map Ref.	Address	Building Name	DA Lodged	DA Approved	Completion Date	VA Type	DA Type	Rooms/beds/units
27	232-236 Elizabeth Street, Surry Hills		18/10/2016		Apr-20	N-HT	NB	30
28	208-218 Riley Street, Surry Hills		22/08/2016		Aug-19	N-HT	NB	120
29	55 Macleay Street, Potts Point	Holiday Lodge Hotel	8/08/2016		Aug-19	N-HT	NB	5
30	88 Albion Street, Surry Hills		7/08/2015		Mar-19	E-HT	AR	43
Total								198

City West recent completions & pipeline, June 2017



City West recent completions & pipeline, June 2017

COMPLETED (July 2012 to June 2016)

Map Ref.	Address	Building Name	DA Lodged	DA Approved	Completion Date	VA Type	DA Type	Rooms/beds/ units
1	101-103 Bridge Road, Glebe	Excelsior Hotel	4/11/2009	16/08/2010	Jun-17	E-PB	A	9
2	170 Pyrmont Street, Pyrmont	Mystique Apartments	6/04/2009	7/12/2009	Mar-17	E-SA	A	13
3	196 Glebe Point Road, Glebe	The Haven Glebe	11/09/2014	19/01/2015	Jun-16	N-HT	NB	-2
4	3 Forsyth Street, Glebe		10/01/2013	30/04/2013	Jun-16	E-HT	C	2
5	84 Parramatta Road, Camperdown		9/07/2015	22/09/2015	Mar-16	E-SA	AR	28
6	212 Harris Street, Pyrmont		14/03/2012	3/09/2012	Oct-15	E-SA	A	4
7	139 Murray Street, Pyrmont	1888 Hotel	13/07/2011	30/11/2011	Jul-13	E-HT	AR	88
8	93 Pyrmont Street, Pyrmont		24/10/2011	9/05/2012	Feb-13	E-HT	A	4
9	45-55 Harris Street, Pyrmont	John Street Square	8/06/2011	14/10/2011	Feb-13	E-SA	C	1
Total								147

COMMENCED

Map Ref.	Address	Building Name	DA Lodged	DA Approved	Completion Date	VA Type	DA Type	Rooms/beds/ units
10	383-389 Bulwara Road, Ultimo	Metro Aspire Hotel Sydney	9/07/2014	17/11/2014	Sep-17	E-HT	A	21
11	35-39 Mountain Street, Ultimo		11/10/2016	9/01/2017	Jul-17	E-SA	C	53
12	20-80 Pyrmont Street, Pyrmont	Astral Towers	20/08/2015	3/11/2015	Sep-18	E-HT	C	-23
Total								51

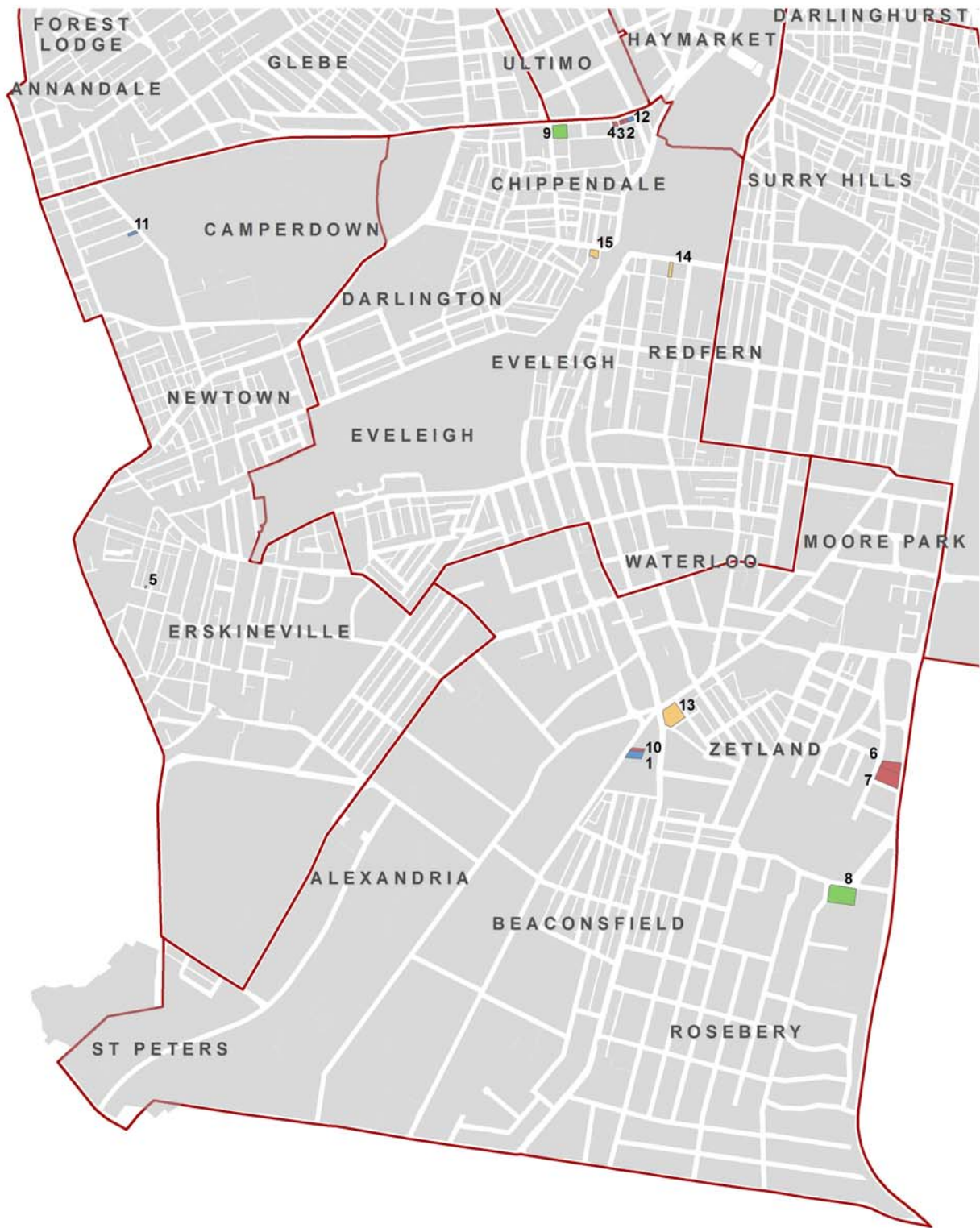
APPROVED

Map Ref.	Address	Building Name	DA Lodged	DA Approved	Completion Date	VA Type	DA Type	Rooms/beds/ units
13	61 Harris Street, Pyrmont		28/11/2016	7/04/2017	Jun-20	N-HT	NB	9
Total								9

LODGED

Map Ref.	Address	Building Name	DA Lodged	DA Approved	Completion Date	VA Type	DA Type	Rooms/beds/ units
14	131-133 Murray Street, Pyrmont		19/08/2016		Aug-19	E-HT	C	50
15	20-80 Pyrmont Street, Pyrmont	The Star Casino New six star hotel tower	9/02/2016		Jun-20	N-HT	NB	220
Total								270

City South recent completions & pipeline, June 2017



City South recent completions & pipeline, June 2017

COMPLETED (July 2012 to June 2017)

Map Ref.	Address	Building Name	DA Lodged	DA Approved	Completion Date	VA Type	DA Type	Rooms/beds/ units
1	16 O'Riordan Street, Alexandria		3/12/2013	29/07/2014	Jun-17	N-HT	NB	100
2	8-14 Broadway, Chippendale	Posh Hotel	21/11/2012	7/03/2013	Dec-15	E-HT	A	15
3	16-18 Broadway, Chippendale	Broadway Serviced Apartments	25/07/2013	20/12/2013	Nov-15	E-SA	C	14
4	26-98 Broadway, Chippendale	Clare Hotel	1/07/2011	5/04/2013	Sep-15	N-HT	NB	62
5	13B Harold Street, Newtown		25/08/2014	22/12/2014	Apr-15	E-HT	C	2
6	8 Defries Avenue, Zetland	Meriton Serviced Apartments Zetland	30/01/2012	6/03/2012	Dec-12	E-SA	C	146
7	8 Defries Avenue, Zetland	Meriton Serviced Apartments Zetland	10/10/2011	14/12/2011	Dec-12	E-SA	C	188
Total								527

COMMENCED

Map Ref.	Address	Building Name	DA Lodged	DA Approved	Completion Date	VA Type	DA Type	Rooms/beds/ units
8	67-77 Epsom Road, Rosebery	Overland Gardens - Building A	11/05/2015	21/03/2016	May-19	N-SA	NB	49
9	62-98 Broadway, Chippendale	Block 4N Central Park DUO	2/09/2014	20/08/2015	Dec-18	N-HT	NB	297
Total								346

APPROVED

Map Ref.	Address	Building Name	DA Lodged	DA Approved	Completion Date	VA Type	DA Type	Rooms/beds/ units
10	18 O'Riordan Street, Alexandria		2/12/2015	24/10/2016	Feb-19	N-HT	NB	142
11	51-55 Missenden Road, Camperdown	Alfred Hotel	25/01/2016	9/09/2016	Aug-18	E-HT	A	-4
12	2-6 Broadway, Chippendale	Bar Broadway	1/08/2012	7/01/2013	Dec-17	E-PB	A	19
Total								157

City South recent completions & pipeline, June 2017

LODGED

Map Ref.	Address	Building Name	DA Lodged	DA Approved	Completion Date	VA Type	DA Type	Rooms/beds/units
13	301-303 Botany Road, Zetland	Infinity by Crown	12/04/2017		Jan-19	N-SA	NB	75
14	203 Cleveland Street, Redfern		23/06/2016		Jun-18	E-BP	C	114
15	175 Cleveland Street, Redfern		25/05/2015		Jan-19	N-HT	NB	78
Total								267

Disclaimer

Any data, representation, statement, opinion or advice expressed or implied in this publication is made in good faith but on a basis that the City of Sydney, its agents and employees are not liable (whether by reason of negligence, lack of care or otherwise) to any person for any damage or loss whatsoever which has occurred or may occur in relation to that person taking or not taking (as the case may be) action in respect of data representation, statement or advice referred to above. The City of Sydney reserves the right to revise previously published entries or totals without notice.

City of Sydney. All rights reserved. No part of this work will be reproduced, translated, modified, transmitted or stored in any form or by any means without the prior permission of the City of Sydney.

Enquiries regarding this document should be made to:

Research, Strategy and
Corporate Planning
Town Hall House
456 Kent Street
Sydney

GPO Box 1591
Sydney NSW 2000
Tel: 02 9265 9333

E-mail: research@cityofsydney.nsw.gov.au
Internet: www.cityofsydney.nsw.gov.au