

Technical Services

Venue Management

Update April 2025

Contents

Technical Services	4
Audio-visual equipment	4
Vision Equipment	4
Lighting	5
Staffing	5
Lighting equipment	5
External equipment	5
Standard lighting configuration	5
Lighting control	5
Dimmers	6
DMX patch	6
GELS (Colour filters)	6
Luminaires – conventional	6
Luminaires – organ lighting	6
Luminaires – intelligent / followspot	7
Additional lighting equipment	7
Audio	9
Staffing	9
Sound / noise limits	9
House audio console	9
Stage monitors	10
Alternate front of house control systems	10
Performance relay	10
Hearing aid induction loop	11
Patching	11
Microphone winches	11
Line array system	11
Standard microphones	12
Wireless microphones	13
Wireless in-ear monitors	14
Miscellaneous audio equipment	15
Cabled Talkback Equipment	15
Wireless talkback equipment	16
Portable PA equipment	16

Infrastructure	18
Winch system and rigging	18
Trusses – wire winch	18
Chain motors	19
Line array	19
Electroliers	19
Rigging work	20
Aerialists	21
Power, Data & Communication	22
Power	22
Amp power lock	22
Three phase power	22
General purpose outlets and technical power	22
Communication	23
Data	23
Plans	24
Documentation	24
Centennial Hall lighting plan	25
Vestibule lighting plan	26
Centennial Hall rigging plot	27
Centennial Hall stage plan	28

Technical Services

Audio-visual equipment

The Sydney Town Hall technicians will endeavour to always meet hirers' requirements. To assist us with this, please supply as much information as possible about your production, schedules, lighting, audio and vision requirements to ensure your event is as successful as possible. The earlier your requirements are provided to us the easier it will be for the technicians to cater for your requirements and clarify any matters with you.

The City will be the exclusive suppliers of audio / visual equipment and services required by the Hirer at the venue.

All audio / visual equipment supplied by the City will be installed and removed by or under the supervision of the City.

Vision Equipment

The City has a large array of Projectors and Screens available for hire for presentations and content display in the Centennial Hall.

Please reach out to the Venue Management's Technical Team for details of our current inventory.

Lighting

Staffing

Venue management supplies one (1) in-house lighting technician to operate the equipment as part of the contracted event hours only.

Additional charges apply for the bump in, rehearsals and bump out hours and should be discussed in the production meeting.

Lighting equipment

The Sydney Town Hall has an extensive stock of conventional and intelligent lighting that is available for hire at an additional charge.

Please refer to the lighting plot for the standard positions.

Equipment not shown in the lighting plan is shared between venues within Sydney Town Hall so may not be available unless requested in advance.

External equipment

Hirer is welcome to bring their own Lighting Operator, providing they are able to operate our system.

Should the Hirer need additional equipment, this will require approval from the Technical team at Venue Management.

Standard lighting configuration

If the standard lighting rig is reconfigured an additional fee to refocus and restore the lighting rig to the standard configuration will apply.

See the schedule of additional services and charges.

Lighting control

The Sydney Town Halls lighting console is a Grand MA 3 full size lighting console.

Remote programming can be arranged using MA on PC with the MA command wing.

The lighting control position is located on Level One – Eastern Gallery adjacent to the Audio Console.

The client may wish to provide their own lighting console which can be patched into the Centennial Hall system through DMX or sCAN Networking.

Dimmers

Centennial Hall is fitted with a hardwired ETC Sensor 3 Dimmer / Power distribution system.

The modules available are Dimmer, Relay and Thru Power. Please contact the technical department for the most current patch allocation.

DMX patch

Please contact the Technical department for the current data patch sheets. Wireless DMX available for DMX runs to areas with no patch available.

GELS (Colour filters)

A limited stock of colour filters is available. While every effort will be made to comply with your lighting design, if special colour filters are required the hirer is responsible for supplying the filters to the City of Sydney prior to bump in.

Luminaires – conventional

All conventional Luminaires are manually operated. The available lamps are summarised in the table below.

Model	Type	Wattage	Quantity
Selecon Pacific Profile	12 – 28 Degree	1000W	8
Selecon Pacific Profile	14 – 35 Degree - 80V DMX Ballast	1200W	22
Selecon Pacific Profile	23 – 50 Degree	600W	2
ETC Source 4 Profile	14 Degree	750W	10
ETC Source 4 Profile	25 – 50 Degree	750W	2
Coemar Desisti 2K Fresnel	2000W Fresnel	2000W	26
Selecon Rama Fresnel	1200W Fresnel	1200W	6
Selecon Acclaim Fresnel	650W Fresnel	650W	4

Luminaires – organ lighting

The following lights are included in the venue hire but are dedicated for lighting the organ.

Model	Type	Quantity
ETC Desire D60	Led Par Can - D60 Lustr + (FIXED – Organ Lighting)	10
Colorforce 72	LED strip light - Colorforce 72 (FIXED – Organ Lighting)	3

Luminaires – intelligent / followspot

In addition to the above Fixtures which are included in the venue hire, additional charges apply for items listed below. Please refer to the City of Sydney's [revenue policy](#) for current rates.

Model	Type	Quantity
Martin Mac Viper Performance	Moving Head Profile (Spot)	8
Martin Mac Aura	Moving Head LED Wash – All Venues	8
Martin Mac Aura XB	Moving Head LED Wash – All Venues	12
Martin Mac Aura XB	Moving Head LED Wash – (Fixed – Vestibule)	10
Martin Mac Quantum Wash	Martin Mac Quantum Wash – Centennial Hall	12
Martin Mac Quantum Profile	Moving Head LED Profile – All Venues	14
Clay Paky K-Eye K20 HSR	Moving Head LED Wash – Centennial Hall	14
Vari*lite VL1100	Moving Head Profile – Tungsten	18
Pro Shop LED Par18 –	LED Par – RGBA – Centennial Hall	12
Pro Shop LED Par18 – 8	LED Par – RGBA (Fixed – Centennial Hall Room Wash)	32
Pro Shop LED Par18 – 12	LED Par – RGBWAUV (16 Fixed – Centennial Hall Room Wash)	30
Pro Shop Apollo LED Up-light	LED Battery Up-light – RGBW	24
ETC Desire D60	Led Par Can – D60 Lustr +	6
ETC Desire D60	Led Par Can - D60 Vivid	6
ETC Desire D40	Led Par Can - D40 Vivid	4
Robert Juliat Followspot	Super Korrigan	2

Additional lighting equipment

In addition to the above fixtures which are included in the venue hire, the following items can be hired at an additional charge.

Model	Type	Quantity
Martin MDG Hazer *	Hazer with CO2	2
Look Solutions Low Fog HP *	Low fog Generator – HP C02	2
Mirror Ball *	1m Mirror Ball with Motor	1
3 Phase Distribution Boards *	Various layouts	4
Powerlock Distribution Board *	6 x 40A Wilco 3 Phase + 3 x 20A Single Phase	1
25m Powerlock Feeder *	5 wire	1
Pro Box F-2500 Transceiver	2 Universe Wireless DMX transmitter	1
Black box R-512 Receiver	1 Universe Wireless DMX receiver	6
Black box F-2 Transceiver *	2 Universe Wireless DMX transmitter / Extender	1

Technical Services

Model	Type	Quantity
Micro R-512 Receiver	1 Universe Wireless DMX receiver (battery)	2
Pathport Touring	1 Universe DMX over Ethernet	6

Additional charges apply for all items marked with an *. Please refer to the City of Sydney's [revenue policy](#) for current rates.

Audio

Staffing

All audio equipment should be operated by the City's Contracted Staff.

Hirers are welcome to supply their own technicians and audio console if they are not able to operate on our system but external consoles will need to be patched through our Midas Sound Console System. Wired and Radio Microphones to be supplied by the City.

A system technician will be required at all time when the PA is being used.

An audio stage technician may be required for the event based on setup and show requirements. This will be determined during the production meeting.

Sound / noise limits

Sydney Town Hall has multiple interconnected venues and as a result there can be sound transference between spaces. If this occurs sound levels may need to be reduced if directed by venue management staff.

Venue management staff will try to minimise any impact on productions but reserves the right to lower noise levels or to stop amplification if it is deemed too loud or disturbing other activities within the building, or is considered a noise hazard.

FOH and monitor levels are not to exceed 102dB (mode C) at the front of the Eastern Gallery.

House audio console

The Centennial Hall audio console is a Midas Pro X audio console with local and stage racks.

The console is located at the in-house mixing location in the Eastern Gallery on the first floor of the Centennial Hall.

Two d&b E6 monitors are located at the console for monitoring.

The loudspeaker system for Centennial Hall was installed in 2007-2008. The System consists of a Mono d&b Audiotechnik Line Array system with subs, delays and stage monitors.

Features	
Midas Pro X Main FOH Console Control Surface	8 x Inputs TRS 8 x Outputs TRS 16 x Digital Inputs 16 x Digital Outputs
Midas Pro X Monitor Console Control Surface	24 x Sends MXLR
Local Rack (FOH Ops)	2 x Midas DL231 I/O with dual microphone preamps consisting of

Features	
	<ul style="list-style-type: none"> • 48 x Inputs FXLR • 48 x Sends MXLR
Main Patch Rack (ABC Room)	<ul style="list-style-type: none"> 1 x Neutron DSP with Neutron expansion card - FOH • 2 x Dante Bridge – 64 x 64 Channel 3 x Midas DL231 I/O with dual microphone preamps consisting of <ul style="list-style-type: none"> • 72 x Inputs FXLR • 72 x Sends MXLR 1 x Midas DL351 I/O (modular) consisting of <ul style="list-style-type: none"> • 24 x Digital Inputs • 24 x Digital Outputs
Ceiling Void (Line Array Amp Rack)	<ul style="list-style-type: none"> 1 x Midas DL351 I/O (modular) consisting of <ul style="list-style-type: none"> • 24 x Inputs FXLR • 8 x Digital Inputs • 8 x Digital Outputs
Portable Monitor Rack (Located with Monitor Console)	<ul style="list-style-type: none"> 1 x Midas DL231 I/O with dual microphone preamps consisting of <ul style="list-style-type: none"> • 24 x Inputs FXLR • 24 x Sends MXLR

Stage monitors

Sydney Town Hall operates monitors from FOH through the Midas Pro X audio console, and has a dedicated stage monitor console with stage split.

Either a Midas Pro X, HD96 or a Midas Pro 1 can be supplied as a monitor console at an additional charge.

Alternate front of house control systems

Hirers are able to provide their own front of house control that can be patched into our in-house system as required.

When hirers bring in their own control, the following additional conditions of use apply:

- Due to the distributed nature of the in house d&b system the hirers outputs will be routed through the house Midas Console I/O system.
- All line testing is to be monitored on a pre-fader listen.
- Sound check times are to be approved by the venue management and are to be strictly adhered to.

Performance relay

Visual and Audio performance relay are located in all backstage areas.

Hearing aid induction loop

An independent hearing aid induction loop system provides excellent coverage throughout the Centennial Hall.

The hearing loop is active for all events using the in house system – external systems are required to patch a feed into the hearing loop system.

Patching

Cat 6, DMX, XLR, Optical Fibre and talkback patching facilities are available throughout the Centennial Hall and Vestibule, and linked to patch racks in the ABC Booth.

For further information about patching within the Centennial Hall including plans and locations, please contact the technical department.

Microphone winches

Centennial Hall has the following microphone winches installed:

- 2 Hyfax dual channel microphone hoists
- 8 HME dual channel microphone hoists

Please refer to the mic winch location plan.

The Standard overhead mics used are the DPA 4011 Cardioid Condenser mics.

Line array system

The Centennial Hall has a permanent Mono Line array system installed that consists of a Centre Cluster, Front Fill, Under Gallery delays and subs.

Function	Components	Location	Quantity
Centre Line Array (Audiotechnik D12 Amplifiers)	d&b Audiotechnik J8	Eastern Gallery - Elements 1 & 2	2
	d&b Audiotechnik J8	Main Body Mid to rear – Elements 3 to 6	4
	d&b Audiotechnik J12	Main Body front to Mid – Elements 7 to 9	3
	d&b Audiotechnik Q10	North & South Galleries	2
Delays (Audiotechnik E Pak & 10D Amplifiers)		Under Eastern Gallery	5
	d&b Audiotechnik E0	Under Northern Gallery	6
		Under Southern Gallery	6
Front Fill (Audiotechnik E Pak Amplifiers)	d&b Audiotechnik E0	Front Fill first 2 rows (No Stage Extension)	6
	d&b Audiotechnik Ti10	Front Fill first 5 rows (With Stage Extension)	8
	d&b Audiotechnik Q7	In Fill	7

Technical Services

Function	Components	Location	Quantity
Subs (Audiotechnik D12 Amplifiers)	Subs (Audiotechnik D12 Amplifiers)	Low range for system	12
Monitors (Audiotechnik D20 Amplifiers)	d&b Audiotechnik MAX 15	Stage Monitors (10 Sends)	12
	d&b Audiotechnik M6	Stage Monitors	4

Notes:

- Individual zones can be muted as required
- The monitors are controlled from front of house with the ability for ten separate sends
- Frequency Response with sub-bass off 55 Hz to 16 kHz +/- 3 dB
- Frequency Response with sub-bass on 40 Hz to 16 kHz +/- 3 dB
- Sound Pressure Level 110 dBA at 40 metres
- Speech Transmission Index Between 0.55 and 0.68; average result 0.65
- System Output 7,500 watts, and a peak (10ms) power handling capability of 30,000 watts
- As with all d&b Audiotechnik systems, the loudspeaker crossovers and alignment processing is done within the amplifiers. The DSP for system tuning and delay settings for Centennial Hall is performed through the d&b R1 software. The DSP settings for the system are not user-configurable.

The d&b R1 is not configurable by the hirer or their production staff.

Standard microphones

Standard microphones are included in the venue hire.

Model	Type	Quantity
AKG	C 451/CK 5	4
	C 451B	
	C 414	2
	D12	2
	D310	4
Audio Technica	AT3031	4
Beyer	M88	2
DPA	D:vote 4099 P Stereo Piano microphone system	1 (2 Mics)
Clock	CA40 Gooseneck with C3H Capsule	
	CA700 Floor stand with C3H Capsule	3
DPA	D:vote 10 Classic 10 piece Orchestra mic system with adapters for classical instruments	1 (10 mics)
	3511 Stereo Kit with 4011	5 (10 mics)

Technical Services

Model	Type	Quantity
Sennheiser	MKH8040	7
	e935	6
	e904	5
	MD416-U	1
	441	2
	MKH 20 -P48	2
	MKH8050	2
	MKH8060	2
	MKH8090	2
Shure	BETA 58	4
	KSM109	4
	MX412	12
	SM91A	1
	SM52A	2
	SM57	6
	Beta 57	2
	SM58	10

Wireless microphones

In addition to the above microphones which are included in the venue hire, the following microphones can be hired at an additional charge.

Additional charges apply for items listed below. Please refer to the City of Sydney's [revenue policy](#) for current rates.

Model	Type	Quantity
Shure	Axient J5E Series Dual Receivers	5
	UR4D+ L3E Series Dual Receivers	5
	UR4D+ J5E Series Dual Receivers	3
	UR4D H4E Series Dual Receivers	3
Sennheiser	2050 Series Dual Receivers	3
Shure	Axient - J5E Bodypack Transmitters	8
	UR1 - L3E Bodypack Transmitters	6
	UR1 - J5E Bodypack Transmitters	4
	UR1 - H4E Bodypack Transmitters	6
Sennheiser	SK 2000XP Bodypack Transmitters	4

Technical Services

Model	Type	Quantity
Shure	Axient - J5E Handheld Mic	4
	UR2 - L3E Handheld Mic (3 x SM58, 3 x SM87A)	6
	UR2 - J5E Handheld Mic (2 x SM58, 2 x SM87A)	4
	UR2 - H4E Handheld Mic (2 x SM58, 2 x SM87A)	4
Sennheiser	SKM 2000XP Hand Held Mic (MMD 935 Heads)	6
	SKM 2000XP Hand Held Mic (MMD 935 Heads)	6
Shure	WL185 Lapel Microphones	16
	WL184 Lapel Microphones	2
DPA	4088 Headset (Beige)	12
Shure	ULXS4 M2 Receiver	2
	ULX2 M2 SM58 Handheld Transmitter	2
	ULX1 M2 SM58 Belt pack Transmitter	1

Notes:

- The Axient and UR4D+ L3E are installed as part of the Centennial Hall Audio System.
- UR4D+ J5E and UR4D H4E series are portable system available for use in Centennial Hall or other venues within the Sydney Town Hall.
- Sennheiser System is a portable system available for use in Centennial Hall or other venues within the Sydney Town Hall.
- Frequencies are as follows - UR4D+ L3E (638-698 MHz), UR4D+ J5E (578-638 MHz) and UR4D H4E (518 to 578 MHz).
- A list of the frequencies used at the Sydney Town Hall is available upon request.

Wireless in-ear monitors

Additional charges apply for all items listed below. Please refer to the City of Sydney's [revenue policy](#) for current rates.

Model	Type	Quantity
Shure	PSM 1000 L8 Series Dual Transmitters	3
	PSM 1000 L8 Series Wireless Bodypack Receivers **	7

Notes:

- ** Users must supply own ear buds
- PSM 1000 System is a portable system available for use in Centennial Hall or other venues within the Sydney Town Hall
- Frequencies are as follows - 626-698 MHz
- A list of the frequencies used at the Sydney Town Hall is available upon request.

Miscellaneous audio equipment

The following items are available as part of the venue audio package.

Model	Type	Quantity
K&M Mic Stand	X-large Boom	10
	Standard Boom	10
	Long Arm Short Boom	9
	Short Boom	10
	Tripod Base Straight	3
	Round Base Straight	10
	Round Table	6
Shure Mic Stand	Shure Table - MX 412 Table Mount	12
K&M Speaker Stand	Standard	6
	Heavy Duty with ratchet	8
ARX	BSS AR 133	8
Radial	Radial Pro AV2	4
ARX	USB DI VL USB Stereo DI	3
Radial	JDI Passive DI	4
ProCo IT-1	Isolation Transformer	6
Radial OX8J	8 way multi split	2
Tascam CD200B	CD Player (FOH Ops Position)	2
Tascam CD500B	CD Player (FOH Ops Position)	1
Protools with M-Box *	Run from Macbook Pro	1
Tascam CD RW901SL *	CD Recorder (FOH Ops Position)	1
Tascam SS CDR 200 *	CD / Solid State Media Recorder	1

Additional Charges apply for all items marked with an *. Please refer to the City of Sydney's [revenue policy](#) for current rates.

Cabled Talkback Equipment

Model	Type	Quantity
Clear Comm RS 601	Single Channel Belt pack	10
Clear Comm RS 602	Dual Channel Belt pack	1
Clear Comm RS 702	Dual Channel Belt pack	5
Clear Comm CC 95	Single Muff Headset	16
Clear Comm CC 26	Single Muff Lightweight Headset	8
Clear Comm PL Pro MS 702	Master Station (Primary)	1

Technical Services

Model	Type	Quantity
Clear Comm PL Pro MS 232	Master Station (Backup)	1

Notes:

- Talkback patch points are located throughout the Centennial Hall, allowing comms to be set up in most locations.
- It is preferable if all cues are called by your nominated representative – such as a Stage Manager or Technical Director.

Wireless talkback equipment

Additional charges apply for items listed below. Please refer to the City of Sydney's [revenue policy](#) for current rates.

Model	Type	Quantity
Clear Comm Freespeak II	Wireless Master Station	1
	Wireless Belt packs with Headsets	10
Clear Comm HME DX210	Wireless Master Station	1
Clear Comm HME BP210	Wireless Belt packs with Headsets	4

Portable PA equipment

Additional charges apply for all items listed below. Please refer to the City of Sydney's [revenue policy](#) for current rates.

Model	Type	Quantity
Meyer	UPM Powered Loudspeaker	2
	UPJ Powered Loudspeaker	2
	UPJ-1P Powered Loudspeaker	4
d&b	Audiotechnik Q7	4
Meyer	UPM-1P Powered Sub	4
QSC	K8 Powered Speakers	2
	K10 Powered Speakers	4
d&b	Audiotechnik Q7	4
	Audiotechnik Ti10	2
	Audiotechnik T10	8
	Audiotechnik B6 Subs	4
L'Accoustics	112P Powered Loudspeaker	4

Technical Services

Model	Type	Quantity
Yamaha	01V Mark 2 Audio Desk	1
	QL1 Audio Console	1
	Rio 1608 Digital Stage Box	1
	TF Rack Audio Console	1
Midas	Pro 1 Digital Audio Console with I/O rack (16-in / 8-out)	1
	Pro X Digital Audio Console – Monitor Console	1
Roland Digi Snake	16-in / 8-out with Controller	1

Notes:

- All Portable PA items are shared across the City of Sydney's venues – allocation is determined on a first come first served basis.

Infrastructure

Winch system and rigging

The Centennial Hall has an integrated winch system comprising of both wire winches and chain hoists.

All winches and hoist are controlled through The ASM control system. This system can run basic cues, pre-sets and operate all motors asynchronously. This system is controlled by the duty venue technician.

All rigging must be approved by venue management staff prior to the load in of the event.

Any point loads that exceed 500kg or a total rig weight of 2,000kg will require approvals from the City of Sydney. 5 working days are required for this process.

Trusses – wire winch

6 x Tri-truss spans on wire winch hoists are permanently installed inside the Centennial Hall. The trusses are numbered 1 to 6, with number 6 truss being closest to the Organ above the tiered choir seating.

A breakdown of the positions is as follows. Standard trim height is 9,500mm from the Centennial Hall floor.

Truss	Features
Truss #1	Lighting truss with power, dimmer and DMX outlets Length 14,400mm SWL 750kg / Point Load 50kg / UDL 75kg/m
Truss #2	Lighting truss with power, dimmer, data and DMX outlets Length 14,400mm SWL 750kg / Point Load 50kg / UDL 75kg/m
Truss #3	Lighting truss with power, dimmer, data and DMX outlets Length 14,400mm SWL 750kg / Point Load 50kg / UDL 75kg/m
Truss #4	Lighting truss with power, dimmer and DMX outlets Length 14,400mm SWL 750kg / Point Load 50kg / UDL 75kg/m
Truss #5	Scenery Truss – bare truss only (no integrated power) Length 17,000mm SWL 500kg / Point Load 50kg / UDL 75kg/m
Truss #6	Lighting truss with power, dimmer and DMX outlets Length 14,400mm SWL 750kg / Point Load 50kg / UDL 75kg/m

Truss #5 is the only fixed truss that can move live during an event.

The weights and rigging methods of all equipment – such as projectors, screens or intelligent lighting – to be hung from the fly bar and/or trusses are to be supplied to and authorised by venue management staff 7 days prior to the event.

The venue technician has the final say on whether the intended procedures are safe and therefore permissible.

Chain motors

The Centennial Hall has chain motors in the following positions, please refer to the rigging plot for locations.

Position	Capability
T2 / N3 T2 / N4	1 x ASM OTTO 1,000kg (BGV C1) 4m/min Synchronous
T4 / N3 T4 / N4 T6 / N3 T6 / N4	1 x ASM OTTO 1,000kg (BGV C1) 8m/min Synchronous
T8 / N3 T8 / N4	1 x ASM OTTO 1,000kg (BGV C1) 4m/min Synchronous
T10 / N3 T10 / N4 T12 / N3 T12 / N4 T14 / N3 T14 / N4 T16 / N3 T16 / N4	1 x ASM OTTO 1,000kg (BGV C1) 8m/min Synchronous

Line array

The line array is flown from a wire winch which can be set at appropriate levels for the productions.

Standard set height is 6,500mm from the stage surface to the base of the lowest speaker box.

Electroliers

The Centennial Hall electroliers can be raised or lowered to a height to suit your production.

If a live move is required during the event a dedicated technician will be required to operate the winch system during rehearsals and the event.

Rigging work

Documents showing details of any rigging are to be completed by a licensed rigger. A risk assessment is to be supplied to and approved by venue management staff at least 7 days prior to the event.

The rigger on the day is required to produce their rigging licence and sign off on all work performed before leaving the building.

Notes:

- All rigging within Centennial Hall must meet BGV C1 standard for all components for any live movements or BGV D8+ for any items that are static.
- All work that requires suspension of any equipment from the fabric of the building or structure therein by means of temporary wires, cords, slings, chains or lifting appliances shall be classed as rigging with the applicable Australian Standards.
- The City of Sydney reserves the right to inspect all rigging services and to prohibit its use if considered to be unstable, unsafe, unfit for use or not complying with the appropriate Australian standard.
- All rigging and motorised lifting operations by the visiting production will be planned and carried out by licenced competent persons. This person must be capable of predicting potential hazards, eliminating potential hazards and certifying that the rigging is free from defect and fit for purpose.
- When rigging operations are in progress, hard hats must be worn by all personnel and if possible the area beneath the activity kept clear by the use of signage or barriers as appropriate. It is the production / licensed riggers responsibility to ensure the construction zone is established.
- Safety harnesses must be worn at all times where there is a potential risk of fall.
- All personnel working at heights must have their working at heights ticket and a rescue plan.
- During rigging operations tools must be secured by a lanyard or other suitable means.
- All lifting equipment shall be of sound material and construction and fit for the purpose for which it is to be used.
- Only chains designed and approved for load carrying operations shall be used.
- All lifting accessories will conform to the relevant Australian and Industry standards and be fit for their intended use.
- All hoisting equipment will be marked with a Safe Working Load and have current available test certificates.
- Weight loadings for all flown elements of the production must be supplied to the venue prior to the arrival of the production.
- Any persons that are to climb trusses must have current working at height ticket and a rescue plan – lowering the truss to perform a rescue is not an adequate rescue plan.
- For rigging to be performed outside the standard rigging positions, certificates from a structural engineer must be submitted to venue management staff. Arranging and paying for these certificates is the responsibility of the hirer.

Our preferred supplier for all rigging work is Pollards Production. They have worked for Sydney Town Hall for many years and are familiar with the capabilities of the building.

Pollards Production

02 9700 1233

rigs@pollardproductions.com.au

Aerialists

The Sydney Town Hall is happy to accommodate aerialists in the Centennial Hall based on the following guidelines:

- The hirer/event organiser must engage a rigging supplier approved by the City of Sydney to rig and supervise all Aerialist related activities from setup, rehearsals, performance and pack down.
- Appropriate apparatus must be supplied by the aerialist – any items that are deemed unsuitable by the rigger on the day will not be allowed to be used.
- Safety of the performers and the attendees to the event is our priority which means if the apparatus is deemed unsuitable the act cannot continue – there are no exceptions to this rule and this is entirely at the discretion of the rigger and the duty venue technician.
- 14 days prior to the event a detailed description of the apparatus, act and the requirements must be provided to the riggers.
- The act must take place only from suitable rigging points in the venue and the performance space must be clear of patrons and obstructions so this must be factored into the room setup.
- The artists must plan aerial performance sequences with appropriate rigging for the size of the performer(s) and the task to be completed – including consideration of the need for crash mats, safety netting, appropriate emergency and contingency procedures – lighting, set.
- Acts that have a large amount of swinging or movement may require additional trussing to be installed and the truss structure to be guyed off. Depending on the amount of structure required engineering signoff may be required from the venue. The points are approximately 18m off the Centennial Hall floor so this can mean a large amount of movement in the rigging.
- It is a requirement that all motors used for the rigging of personnel must be BGV C1 rated if the artist is to move up and down or BGV D8+ for static presentations.

Power, Data & Communication

Power

Temporary power is available throughout the Centennial Hall and Vestibule. It is a requirement that all power supplies are isolated/switch off overnight for any equipment other than computer based controllers or media servers. This includes but is not limited to moving lights, LED fixtures, conventional lighting, projectors and LED surfaces or arrays (screens etc).

All electrical equipment must be suitably tagged and tested before used in the venue. No tape of any type is to be used on any surface other than lighting bars in the Sydney Town Hall.

All cabling run across floors, paths or egress or doorways must be in cable tray or under carpet.

The venue reserves the right to direct the removal any cabling deemed to be in a hazardous location, improperly run or a trip hazard.

Amp power lock

A 200 Amp power lock supply is located back of stage left in Centennial Hall is available for clients to use, with the prior consent of venue management staff. This supply will be isolated overnight – any essential equipment should be run from maintained 3 phase outlets.

Three phase power

There are various 32A and 40A 3-phase power supplies located in the Centennial Hall. It is the hirer's responsibility to provide connection equipment and cabling where required. All electrical equipment and cabling must be suitably tested and tagged before being used in the venue.

General purpose outlets and technical power

There are many 240 volt general purpose outlets (GPOs and technical power outlets) located in the Centennial Hall and Vestibule. It is the hirer's responsibility to provide connection equipment and cabling where required.

Communication

Phone lines can be provided for your event, you will need to organise these seven days prior to the event day.

For ISDN connections please call Telstra's Media Reservation Unit on 1800 802 656.

Data

Internet access High speed Internet access is available in the Centennial Hall via GX2 Technology. GX2 Technology provide a high speed, highly reliable communication and Internet service that will meet all business needs. The service is available through both wireless (802.11a/b/g and wired (802.3) channels.

Internet connection specifications:

- Physical medium: Ethernet over Copper
- Speed: upstream 40Mbps / downstream 40Mbps
- Connection Ratio: 1.1

For further information please email internetservice@gx2technology.com or request an internet bookings form from venue management staff.

Plans

Documentation

More detailed and current documentation is available upon request – these documents include:

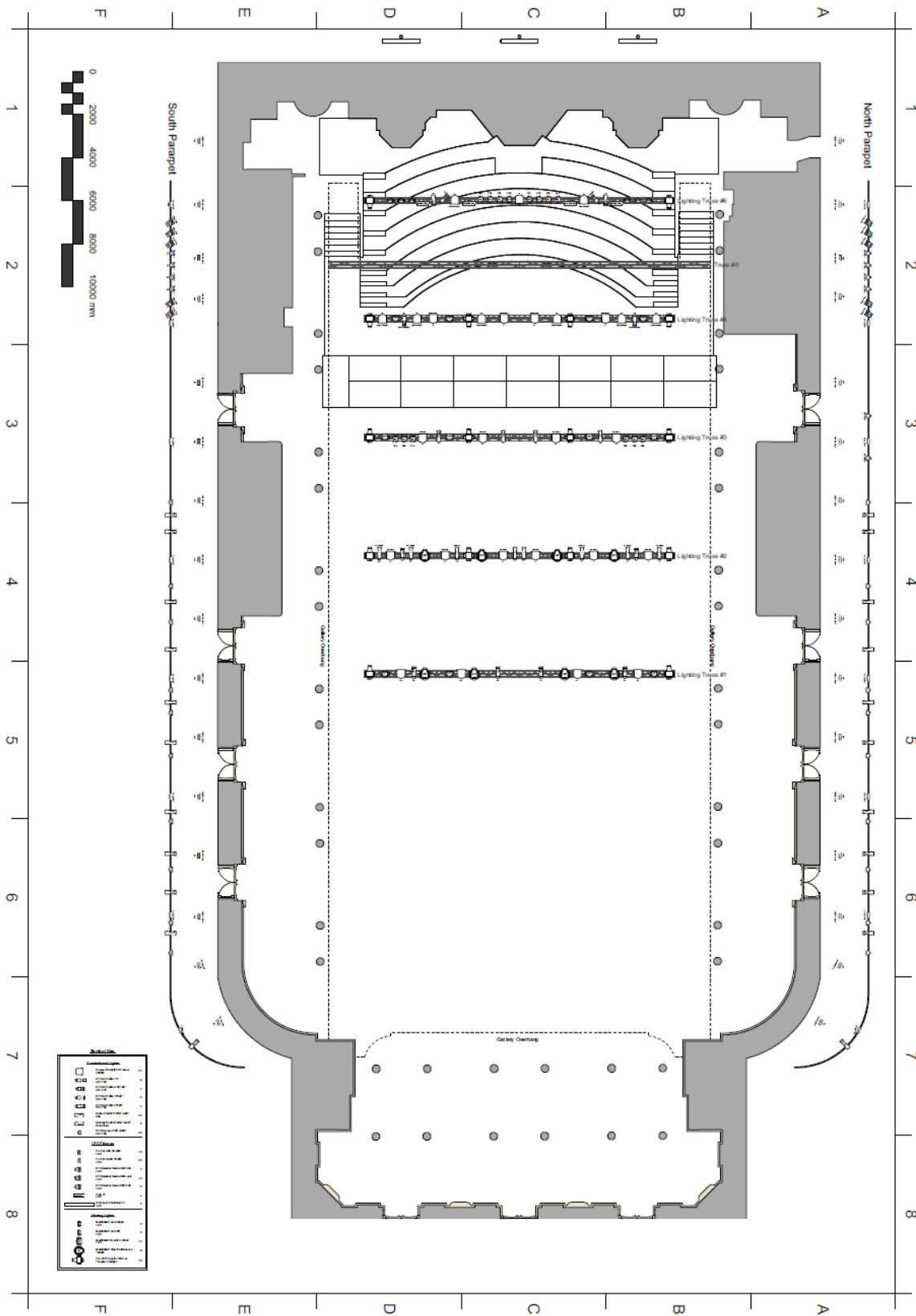
- Lighting patch
- CAD files of the Centennial hall in Vectorworks or PDF
- Reticulation location plans
- Audio patch

A complementary Vectorworks 3D file of the Centennial Hall is available upon request from the Technical department for use in the planning of your event at the Sydney Town Hall.

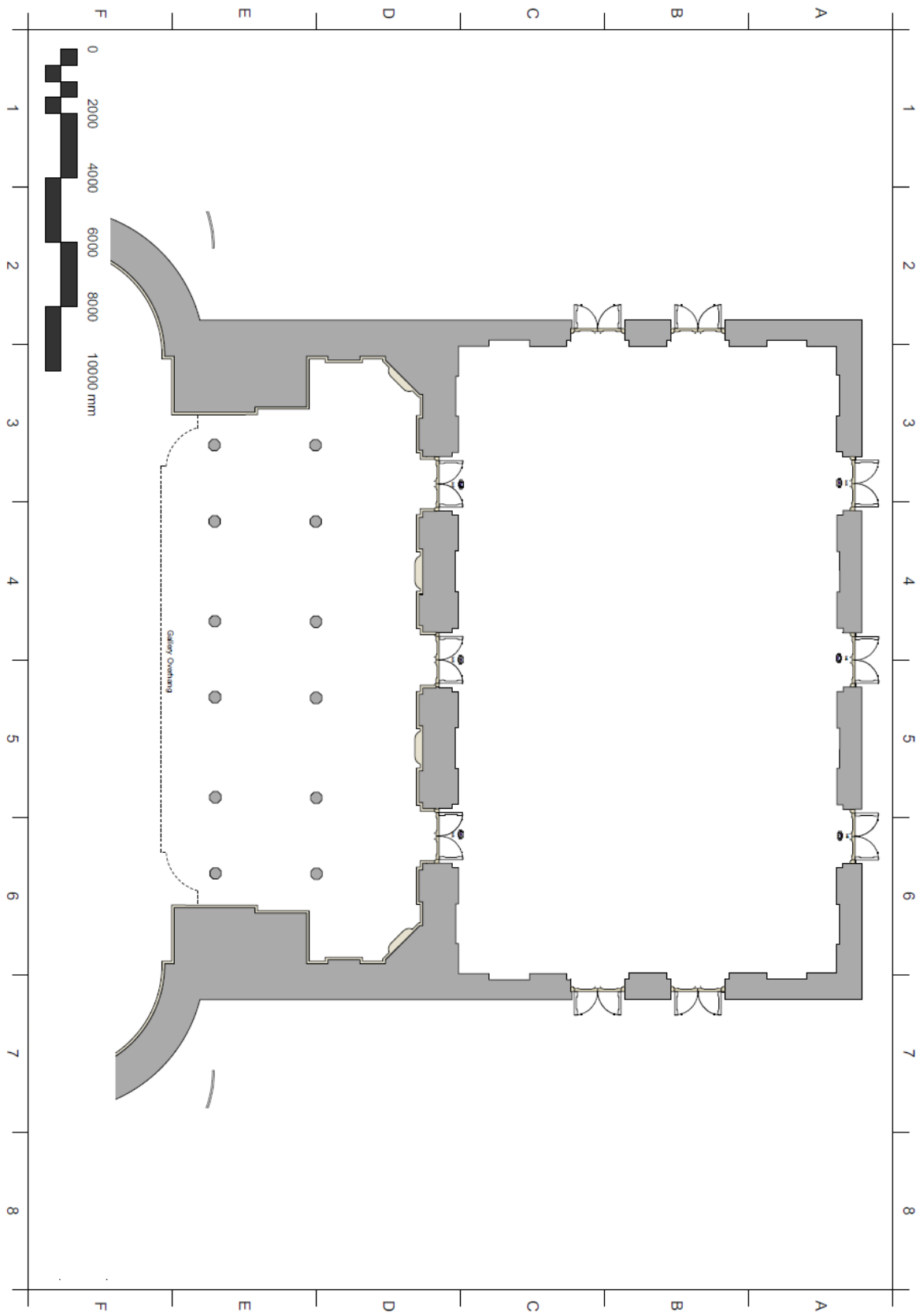
This file can be used for detailed rendering of event setups and lighting designs in Centennial Hall as well as a reference file for 3D mapping for projection.

Please contact the Technical Production Coordinator for the current release version of this file.

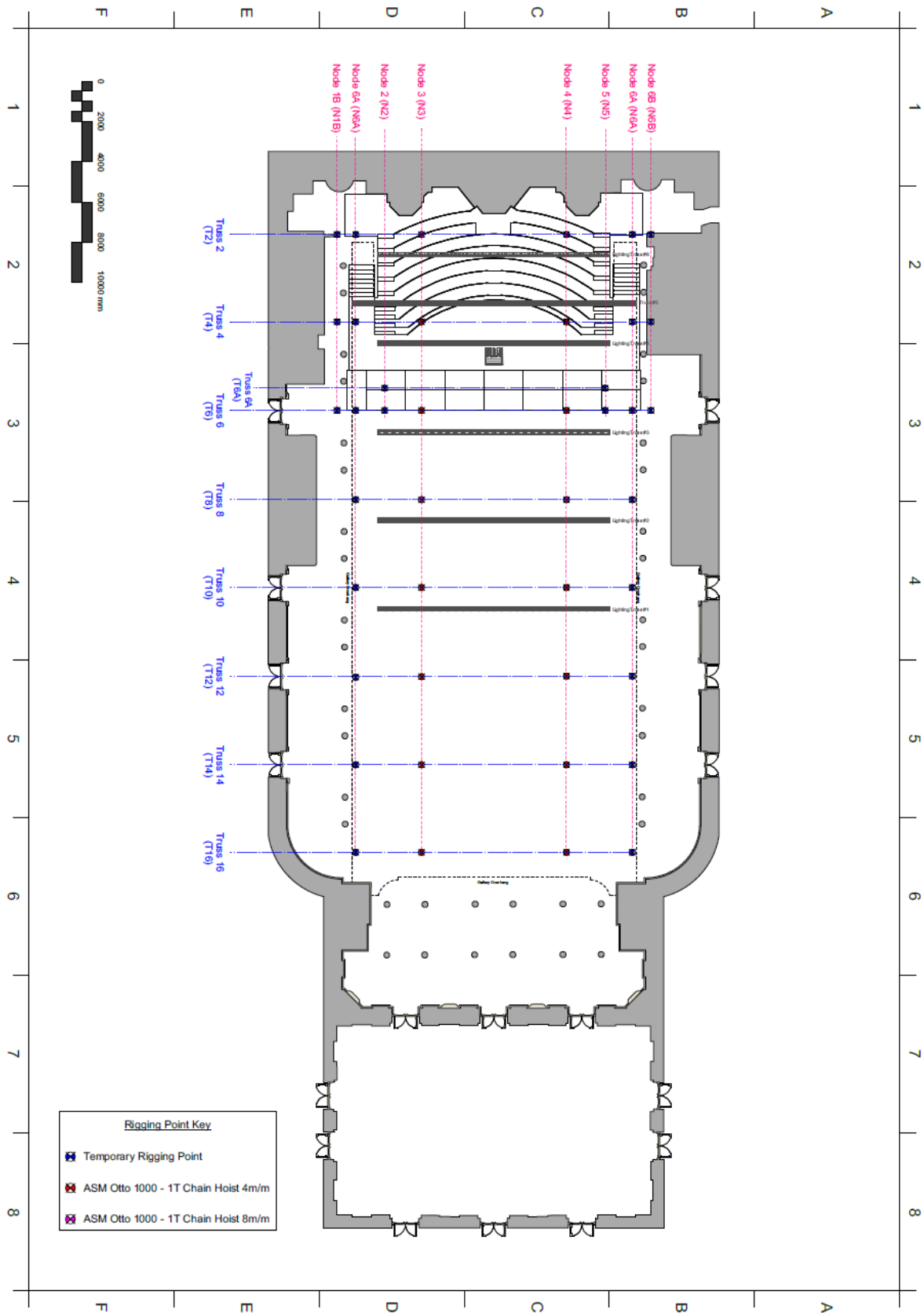
Centennial Hall lighting plan



Vestibule lighting plan



Centennial Hall rigging plot



Centennial Hall stage plan

