

Large Type A Banner

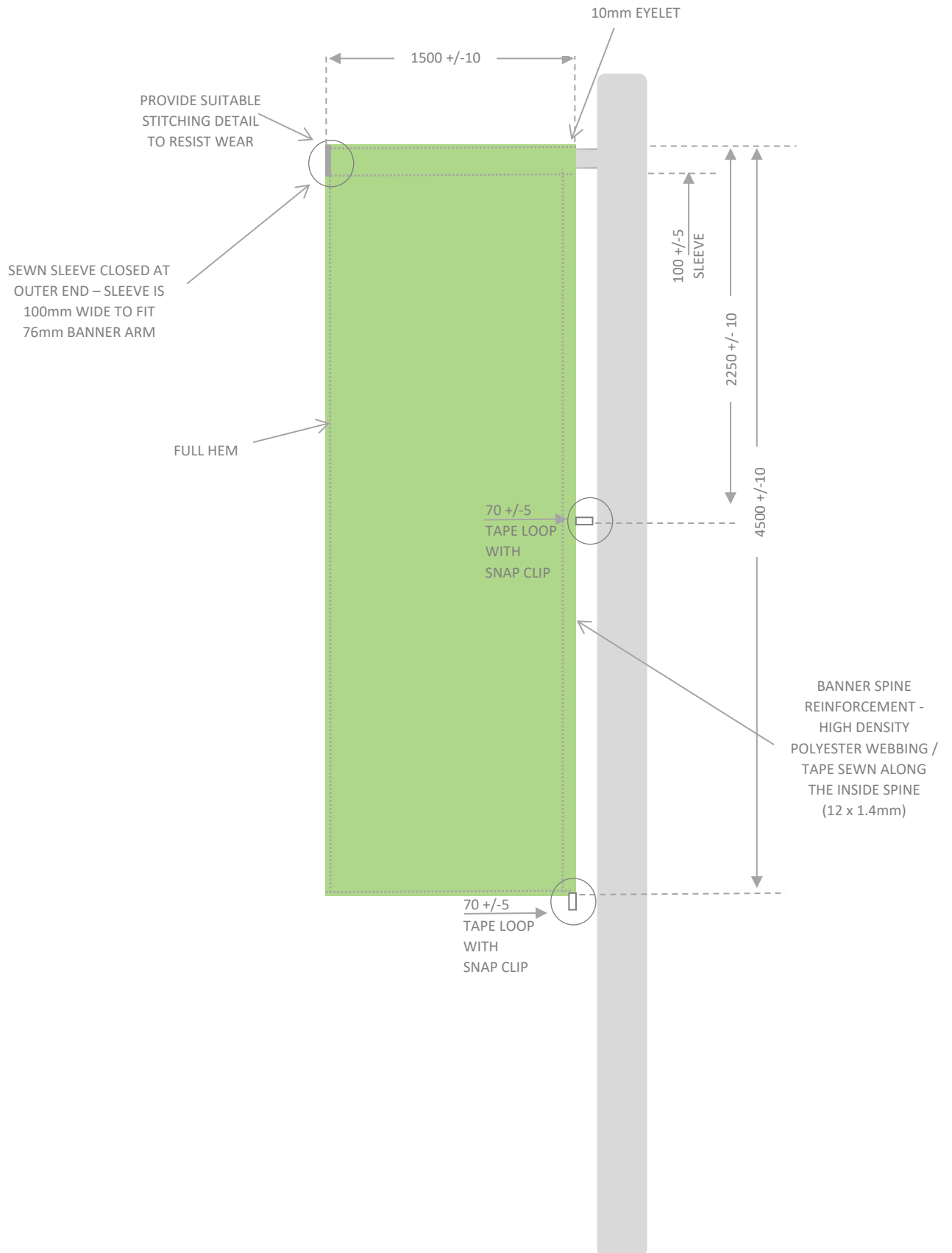
Refer to the sketch on the following page for a graphical representation of the banner specification.

1. Overall finished dimension of banner is 4500 x 1500mm.
2. Banner to be made from trilobal cloth – minimum 135 grams per square metre (or knitted polyester equivalent).
3. Stitching must be suitable to resist wear.
4. 2 x tape loops stitched at middle and bottom of banner, extend 70mm beyond the edge of the banner. Additional stitching to secure the tape loops.
5. Snap Clips on Tape Loops to be strong and durable, made from UV nylon. 60mm long x 25mm wide with a 15mm x 11mm hole.
6. Eyelet to be stainless steel or brass – 10mm.
7. Banner spine to be reinforced with high density polyester webbing / tape (12 x 1.4mm).
8. Sleeve for Banner Arm (100mm wide to slide banner arm through) should be reinforced at the end to resist wear.



SNAP CLIP

Large Type A Banner



Small Type A Banner

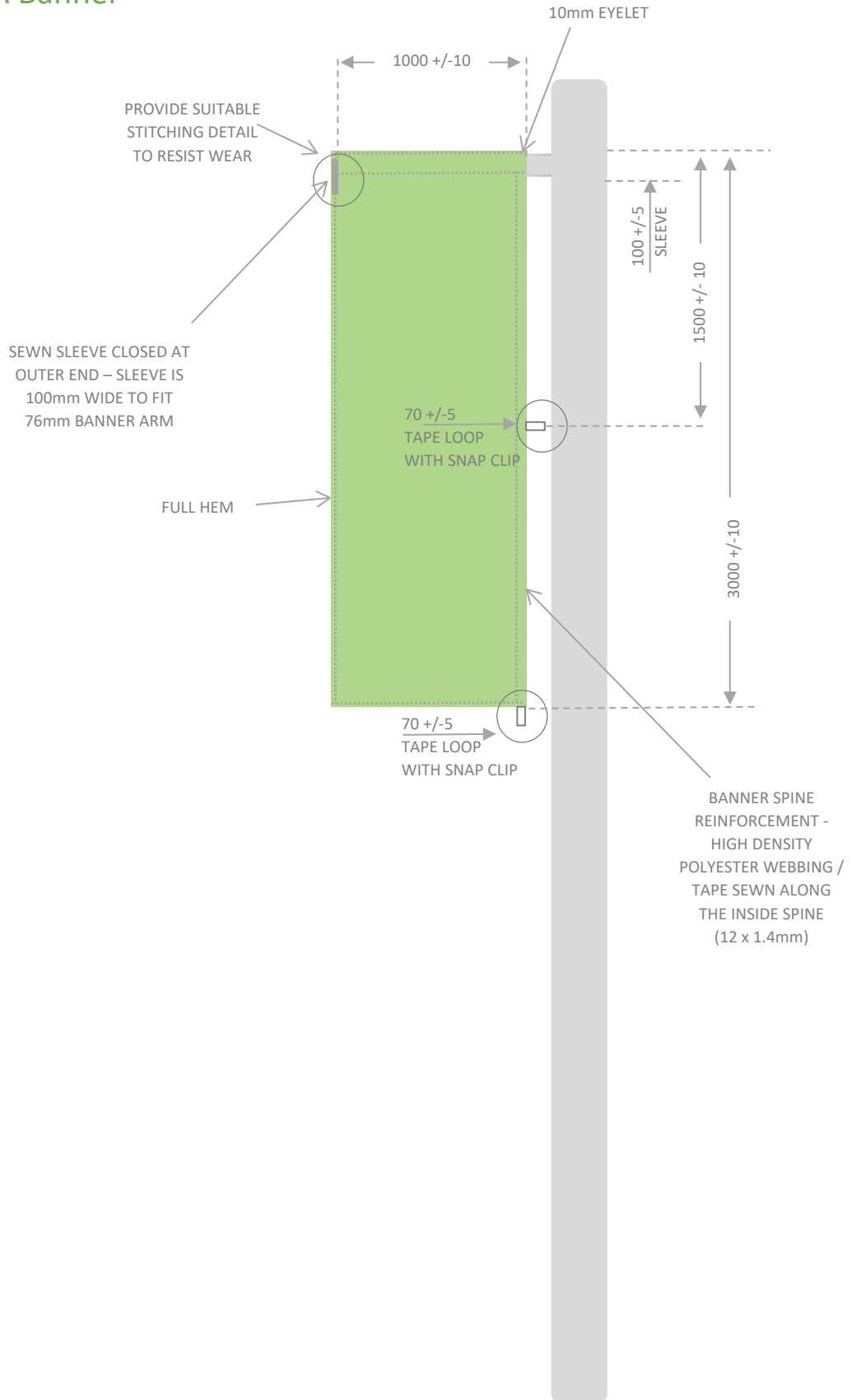
Refer to the sketch on the following page for a graphical representation of the banner specification.

1. Overall finished dimension of banner is 3000 x 1000mm.
2. Banner to be made from trilobal cloth – minimum 135 grams per square metre (or knitted polyester equivalent).
3. Stitching must be suitable to resist wear.
4. 2 x tape loops stitched at middle and bottom of banner, extend 70mm beyond the edge of the banner. Additional stitching to secure the tape loops.
5. Snap Clips on Tape Loops to be strong and durable, made from UV nylon. 60mm long x 25mm wide with a 15mm x 11mm hole.
6. Eyelet to be stainless steel or brass – 10mm.
7. Banner spine to be reinforced with high density polyester webbing / tape (12 x 1.4mm).
8. Sleeve for Banner Arm (100mm wide to slide banner arm through) should be reinforced at the end to resist wear.



SNAP CLIP

Small Type A Banner



Large Type B Banner

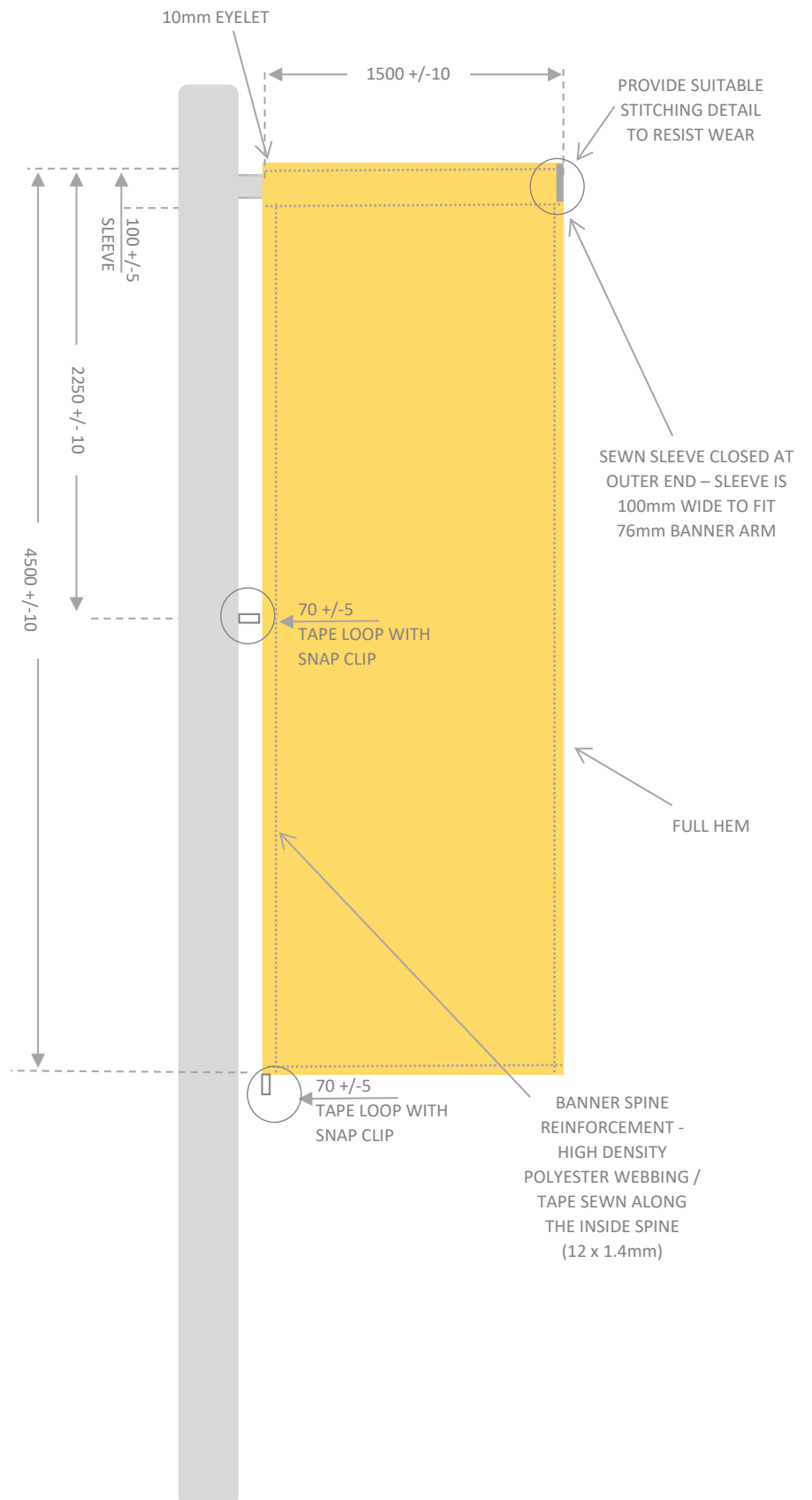
Refer to the sketch on the following page for a graphical representation of the banner specification.

1. Overall finished dimension of banner is 4500 x 1500mm.
2. Banner to be made from trilobal cloth – minimum 135 grams per square metre (or knitted polyester equivalent).
3. Stitching must be suitable to resist wear.
4. 2 x tape loops stitched at middle and bottom of banner, extend 70mm beyond the edge of the banner.
Additional stitching to secure the tape loops.
5. Snap Clips on Tape Loops to be strong and durable, made from UV nylon. 60mm long x 25mm wide with a 15mm x 11mm hole.
6. Eyelet to be stainless steel or brass – 10mm.
7. Banner spine to be reinforced with high density polyester webbing / tape (12 x 1.4mm).
8. Sleeve for Banner Arm (100mm wide to slide banner arm through) should be reinforced at the end to resist wear.



SNAP CLIP

Large Type B Banner



Small Type B Banner

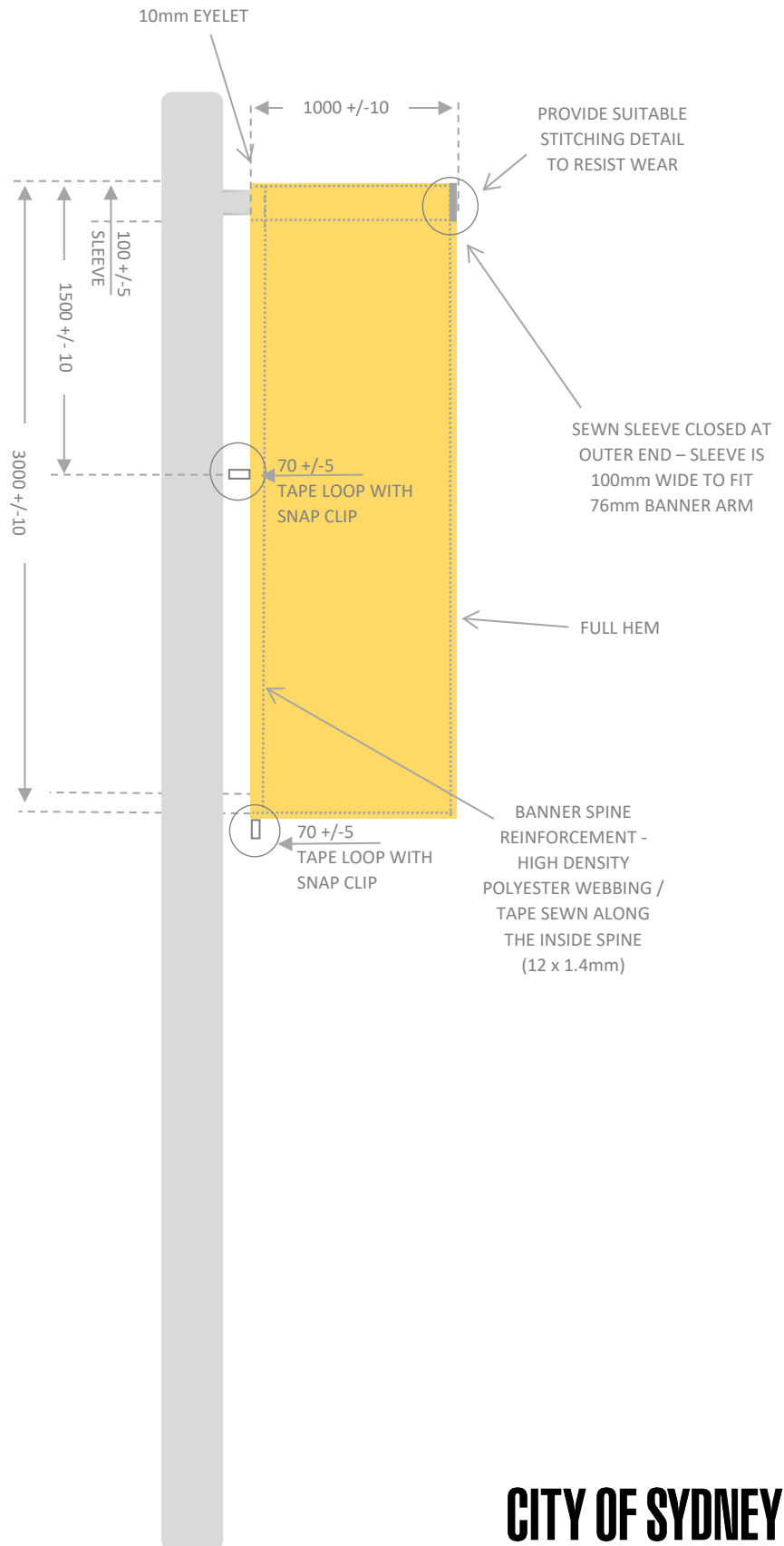
Refer to the sketch on the following page for a graphical representation of the banner specification.

1. Overall finished dimension of banner is 3000 x 1000mm.
2. Banner to be made from trilobal cloth – minimum 135 grams per square metre (or knitted polyester equivalent).
3. Stitching must be suitable to resist wear.
4. 2 x tape loops stitched at middle and bottom of banner, extend 70mm beyond the edge of the banner. Additional stitching to secure the tape loops.
5. Snap Clips on Tape Loops to be strong and durable, made from UV nylon. 60mm long x 25mm wide with a 15mm x 11mm hole.
6. Eyelet to be stainless steel or brass – 10mm.
7. Banner spine to be reinforced with high density polyester webbing / tape (12 x 1.4mm).
8. Sleeve for Banner Arm (100mm wide to slide banner arm through) should be reinforced at the end to resist wear.



SNAP CLIP

Small Type B Banner



Standard Banner

Refer to the sketch on the following page for a graphical representation of the banner specification.

1. Overall finished dimension of banner is 4500 x 1500mm.
2. Banner to be made from trilobal cloth – minimum 135 grams per square metre (or knitted polyester equivalent).
3. Stitching must be suitable to resist wear.
4. 3 x Tape loops stitched into spine of banner, extend 70mm beyond the edge of the banner. Additional stitching to secure the tape loops.
5. Clips to be strong and durable, made from UV nylon.
6. Sister Clip – hole diameter 10mm.
7. Snap Clip – 60mm long x 25mm wide with a 15mm x 11mm hole
8. Eyelet to be stainless steel or brass – 10mm.
9. Banner spine to be reinforced with high density polyester webbing / tape (12 x 1.4mm).
10. No sleeve required for Standard Banners.



SISTER CLIP



SNAP CLIP

Standard Banner

